

Reporting Country/ Territory/Area	Total confirmed cases	Total confirmed new cases	Total deaths	Total new deaths
--------------------------------------	-----------------------------	---------------------------------	--------------	---------------------

Western Pacific Region

Philippines	2888917	17220	51743	81
Malaysia	2776699	3543	31628	19
Viet Nam	1843563	25842	33644	169
Japan	1743547	4194	18398	0
Australia	684227	72357	2301	12
Republic of Korea	657508	3717	5932	45
Mongolia	392448	773	1995	1
Singapore	283214	813	835	1
China	133404	250	5699	0
Cambodia	120553	18	3015	0
Lao People's Democratic Rep	115870	1083	411	2
Fiji	55649	0	704	0
Papua New Guinea	36326	41	591	0
Brunei Darussalam	15550	18	59	1
New Zealand	14150	59	51	0
Solomon Islands	28	0	0	0
Palau	16	1	0	0
Marshall Islands	7	0	0	0
Vanuatu	7	0	0	0
Samoa	2	0	0	0
Tonga	1	0	0	0
Cook Islands	0	0	0	0
Kiribati	0	0	0	0
Micronesia (Federated States)	0	0	0	0
Nauru	0	0	0	0
Niue	0	0	0	0
Tuvalu	0	0	0	0

Territories				
French Polynesia	46534	0	636	0
Guam	15846	200	273	0
New Caledonia	13116	32	281	0
Northern Mariana Islands (C	3518	65	18	0
Wallis and Futuna	454	0	7	0
American Samoa	11	0	0	0
Pitcairn Islands	0	0	0	0
Tokelau	0	0	0	0

Sub-Total	11841165	130226	158221	331
Sub-Total - without China	9064466	126683	126593	312

European Region				
The United Kingdom	14015069	179731	149515	231
France	10902236	258245	122403	201
Russian Federation	10618035	16735	314604	787
Turkey	9786383	68413	83231	156
Germany	7417995	56335	113632	264
Italy	6975465	219430	138474	198
Spain	6922466	0	89837	0
Poland	4191193	11901	99428	117
Ukraine	3696468	7177	97088	192
Netherlands	3247900	24700	21041	12
Czechia	2517475	6641	36507	32
Belgium	2206992	16	28446	6
Romania	1827867	6018	58940	44
Portugal	1539050	39074	19054	25

Israel	1454064	16830	8259	1
Switzerland	1448577	50	11904	0
Greece	1422020	33711	21185	70
Sweden	1375267	0	15369	0
Serbia	1327455	9122	12850	19
Austria	1309801	8288	13382	7
Hungary	1282957	6524	39780	101
Kazakhstan	1076216	1192	18274	1
Georgia	953410	4234	14128	46
Denmark	919388	25995	3333	11
Ireland	908672	23817	5952	0
Slovakia	857801	1116	16896	25
Bulgaria	770001	5525	31375	72
Croatia	745544	9058	12764	33
Belarus	704907	1400	5669	16
Azerbaijan	619502	584	8422	13
Lithuania	536405	3598	7504	11
Slovenia	478860	3829	6095	0
Norway	420856	8385	1349	0
Republic of Moldova	378904	702	10340	12
Armenia	345518	129	7997	4
Finland	305522	9921	1638	6

Bosnia and Herzegovina	297333	2093	13568	21
Latvia	283149	1994	4625	12
Estonia	249592	1729	1951	6
North Macedonia	230265	1725	8002	2
Albania	214905	1648	3233	5
Uzbekistan	199758	251	1488	3
Cyprus	192157	3777	650	1
Kyrgyzstan	185484	247	2814	3
Montenegro	181305	1026	2423	1
Luxembourg	110298	1932	921	1
Malta	58272	1144	484	2
Iceland	35055	1378	39	0
Andorra	26408	1119	141	0
Tajikistan	17493	0	125	0
San Marino	9095	248	103	0
Liechtenstein	6597	0	67	0
Monaco	5593	101	42	1
Holy See	26	0	0	0
Turkmenistan	0	0	0	0
Territories				
Kosovo[1]	161922	152	2981	0
Jersey	22206	650	89	0
Isle of Man	18274	326	68	1
Guernsey	9498	229	26	0
Gibraltar	9416	120	100	0

Faroe Islands	6855	0	15	0
Greenland	3404	0	1	0
Sub-Total	108040601	1090315	1690621	2772

South-East Asia Region

India	35226386	117100	483178	302
Indonesia	4265187	518	144121	5
Thailand	2252776	7526	21799	19
Bangladesh	1589947	0	28097	0
Nepal	831052	572	11602	0
Sri Lanka	590063	0	15083	0
Myanmar	531624	0	19284	0
Maldives	97050	0	264	0
Timor-Leste	19855	11	122	0
Bhutan	2753	82	3	0
Democratic People's Republic of Korea	0	0	0	0
Sub-Total	45406693	125809	723553	326

Eastern Mediterranean Region

Iran (Islamic Republic of)	6201467	1171	131778	42
Iraq	2095183	516	24191	9
Pakistan	1298763	898	28950	5
Jordan	1071837	2288	12791	26
Morocco	971961	0	14867	0
United Arab Emirates	774897	2708	2170	0

Lebanon	740814	0	9193	0
Tunisia	731077	0	25606	0
Saudi Arabia	565482	3045	8886	3
Kuwait	423042	2246	2469	1
Libya	391633	698	5752	12
Egypt	388651	0	21836	0
Oman	306492	252	4117	0
Bahrain	285448	0	1395	0
Qatar	255231	0	618	0
Afghanistan	158245	38	7367	1
Syrian Arab Republic	50390	0	2912	0
Sudan	47443	0	3340	0
Somalia	24261	729	1335	2
Djibouti	13839	70	189	0
Yemen	10146	3	1985	1
occupied Palestinian territor	471414	0	4954	0
Sub-total	17277716	14662	316701	102
Region of the Americas				
United States of America	57535858	692531	826022	1847
Brazil	22351104	27267	619513	129
Argentina	5915695	95159	117346	52

Colombia	5219633	16259	130140	40
Mexico	4029274	20626	299842	131
Canada	2394674	39431	30524	68
Peru	2318543	8687	202904	37
Chile	1817300	3112	39207	30
Cuba	970567	1429	8325	1
Bolivia (Plurinational State of	641817	10263	19848	38
Guatemala	631730	1919	16114	3
Costa Rica	578413	2542	7369	3
Ecuador	553201	0	33686	0
Panama	507779	4372	7445	0
Paraguay	471434	974	16653	8
Venezuela (Bolivarian Repub	445680	311	5341	4
Dominican Republic	439017	5307	4252	0
Uruguay	425436	5328	6181	1
Honduras	379542	0	10434	0
El Salvador	122063	0	3826	0
Jamaica	98194	1128	2486	3
Trinidad and Tobago	94213	579	2973	22
Suriname	55376	916	1193	1
Guyana	41418	779	1060	2

Belize	34628	541	605	0
Barbados	30177	0	263	0
Bahamas	26701	375	717	0
Haiti	26304	45	774	0
Saint Lucia	14232	258	305	0
Nicaragua	13589	0	218	0
Grenada	7101	314	200	0
Dominica	7073	0	47	0
Saint Vincent and the Grenac	6247	256	83	2
Antigua and Barbuda	4715	43	119	0
Saint Kitts and Nevis	3666	177	28	0
Territories				
Puerto Rico	327308	14560	3338	14
Guadeloupe	56515	0	831	0
French Guiana	55701	3236	342	3
Martinique	51840	0	788	0
Curaçao	24748	1054	189	0
Aruba	24210	516	181	0
United States Virgin Islands	11160	446	89	0
Cayman Islands	9720	211	12	0
Bermuda	7011	75	110	0
Sint Maarten	5945	237	75	0

Saint Martin	4247	0	40	0
British Virgin Islands	3760	0	40	0
Bonaire	3751	129	23	0
Turks and Caicos Islands	3562	0	26	0
Saint Barthélemy	1955	0	4	0
Anguilla	1777	0	6	0
Sint Eustatius	142	26	0	0
Saint Pierre and Miquelon	113	0	0	0
Saba	95	11	0	0
Montserrat	90	14	1	0
Falkland Islands (Malvinas)	85	0	0	0

Sub-total	108806129	961443	2422138	2439
------------------	------------------	---------------	----------------	-------------

African Region

South Africa	3504554	9858	92112	551
Ethiopia	440024	3438	7005	17
Kenya	306686	2336	5411	7
Zambia	274087	4096	3782	10
Nigeria	246195	791	3066	8
Botswana	229855	7802	2475	23
Algeria	220825	410	6318	8
Zimbabwe	220178	1121	5108	16
Mozambique	203241	3301	2065	15
Namibia	151000	460	3686	11
Uganda	150368	0	3325	0
Ghana	148079	0	1313	0

Rwanda	118342	1219	1367	5
Cameroon	109666	990	1853	2
Angola	87625	989	1799	10
Democratic Republic of the C	80175	0	1225	0
Malawi	78405	776	2400	5
Senegal	77272	519	1892	0
Côte d'Ivoire	75715	651	730	3
Mauritius	68945	635	786	0
Eswatini	67021	148	1326	6
Madagascar	52434	0	1067	0
Cabo Verde	47376	1387	360	3
Mauritania	45825	3643	880	8
Gabon	42640	0	290	0
Burundi	34722	1171	14	0
Guinea	33701	272	397	4
Togo	33031	516	252	1
United Republic of Tanzania	30564	0	740	0
Lesotho	29999	0	673	0
Seychelles	26255	0	126	0
Benin	25522	0	161	0
Mali	23601	766	670	0

Congo	21844	567	370	1
Burkina Faso	18637	0	333	0
South Sudan	16042	105	136	0
Equatorial Guinea	13876	0	175	0
Central African Republic	12454	0	101	0
Gambia	10792	416	343	0
Eritrea	8211	50	79	1
Niger	7590	0	277	0
Comoros	7497	92	159	0
Sierra Leone	7352	44	123	0
Liberia	6851	447	287	0
Guinea-Bissau	6612	81	149	0
Chad	6185	0	184	0
Sao Tome and Principe	4151	117	61	0
Territories				
Réunion	85960	0	419	0
Mayotte	24671	0	186	0
Saint Helena	0	0	0	0
	7542653	49214	158056	715
Subtotal all regions - without China	296138258	2368126	5437662	6666
Other	764	0	13	0

Grand total - without China	296139022	2368126	5437675	6666
Grand total with China	298915721	2371669	5469303	6685

Transmission
classification

Community
transmission
Community
transmission

Clusters of cases

Clusters of cases


Clusters of cases

Clusters of cases

Clusters of cases
Sporadic cases
Sporadic cases

Clusters of cases
Sporadic cases
Community
transmission
Sporadic cases
Sporadic cases
Sporadic cases
No cases
No cases
No cases
No cases
No cases
No cases
No cases
No cases
No cases
No cases

No cases



Sporadic cases

Clusters of cases

Sporadic cases

Pending

Sporadic cases

No cases

No Cases

No Cases



Clusters of cases

Community

transmission

Community

transmission

Community

transmission

Clusters of cases

Community

transmission

Community

transmission

Community

transmission

Community

transmission

Community

transmission

Community

transmission

Community

transmission

Community

transmission

Community

transmission

Clusters of cases
Community
transmission
Community
transmission
Community
transmission
Community
transmission
Community
transmission

Clusters of cases
Community
transmission
Community
transmission

Clusters of cases
Community
transmission

Clusters of cases
Community
transmission

Clusters of cases
Community
transmission
Community
transmission
Community
transmission

Clusters of cases
Community
transmission
Community
transmission
Community
transmission
Sporadic cases

Clusters of cases
Community
transmission

Clusters of cases

Clusters of cases

Clusters of cases

Clusters of cases

Clusters of cases

Clusters of cases

Clusters of cases
Community
transmission

Clusters of cases
Pending
Community
transmission
Community
transmission
Community
transmission
Sporadic cases
Sporadic cases
Sporadic cases
No cases


Community
transmission
Community
transmission

Clusters of cases
No cases
Sporadic cases

Community
transmission
Community
transmission
Community
transmission
Community
transmission
Community
transmission

Clusters of cases
Community
transmission
Community
transmission
Community
transmission
Community
transmission

Clusters of cases
Community
transmission
Community
transmission

Clusters of cases
Community
transmission

Community
transmission





Community
transmission
Community
transmission
Community
transmission

Community
transmission
Community
transmission

Clusters of cases
Community
transmission
Community
transmission
Community
transmission
Community
transmission
Community
transmission

Clusters of cases
Community
transmission

Clusters of cases

Community
transmission
Community
transmission
Community
transmission
Community
transmission
Community
transmission
Community
transmission
Community
transmission
Community
transmission
Community
transmission
Sporadic cases
Community
transmission

