

Reporting Country/ Territory/Area	Total confirmed cases	Total confirmed new cases	Total deaths	Total new deaths
--------------------------------------	-----------------------------	---------------------------------	--------------	---------------------

Western Pacific Region

Philippines	2861119	5434	51604	18
Malaysia	2769886	2842	31591	31
Viet Nam	1800704	21728	33245	224
Japan	1736847	1256	18397	1
Republic of Korea	649669	4444	5838	57
Australia	547653	47816	2271	5
Mongolia	390880	585	1992	3
Singapore	281596	842	832	3
China	132901	164	5699	0
Cambodia	120526	10	3015	1
Lao People's Democratic Rep	113951	519	403	12
Fiji	55009	0	702	0
Papua New Guinea	36196	3	590	0
Brunei Darussalam	15516	10	57	0
New Zealand	14030	40	51	0
Solomon Islands	24	0	0	0
Palau	13	0	0	0
Vanuatu	7	0	0	0
Marshall Islands	4	0	0	0
Samoa	2	0	0	0
Tonga	1	0	0	0
Cook Islands	0	0	0	0
Kiribati	0	0	0	0
Micronesia (Federated States)	0	0	0	0
Nauru	0	0	0	0
Niue	0	0	0	0
Tuvalu	0	0	0	0

Territories				
French Polynesia	46474	0	636	0
Guam	15508	97	273	0
New Caledonia	13033	43	281	0
Northern Mariana Islands (C	3392	58	18	0
Wallis and Futuna	454	0	7	0
American Samoa	11	0	0	0
Pitcairn Islands	0	0	0	0
Tokelau	0	0	0	0

Sub-Total	11605406	85891	157502	355
Sub-Total - without China	8835520	83049	125911	324

European Region				
The United Kingdom	13641524	218705	148941	48
Russian Federation	10585984	15772	313015	828
France	10316283	262328	121960	341
Turkey	9651503	54724	82932	137
Germany	7297320	58912	112925	346
Spain	6785287	68755	89689	22
Italy	6566947	170837	138045	259
Poland	4162715	17197	98666	632
Ukraine	3682659	4571	96709	273
Netherlands	3198835	18616	20990	19
Czechia	2503374	10229	36397	71
Belgium	2151914	18	28407	4
Romania	1816956	3900	58866	52
Portugal	1460406	25836	19015	15

Israel	1420274	11978	8247	0
Switzerland	1385408	43	11871	0
Sweden	1357753	9793	15330	0
Greece	1344923	50182	21053	63
Serbia	1310845	5224	12806	19
Austria	1290735	5435	13352	13
Hungary	1269979	5270	39599	82
Kazakhstan	1074283	494	18267	11
Georgia	945609	3436	14041	32
Ireland	867199	21302	5912	0
Denmark	865110	25073	3307	15
Slovakia	853416	3900	16824	36
Bulgaria	757710	6252	31237	157
Croatia	727899	5845	12699	46
Belarus	702374	675	5638	14
Azerbaijan	618365	413	8398	15
Lithuania	529540	3097	7475	13
Slovenia	470960	3393	6075	2
Norway	404551	5233	1307	2
Republic of Moldova	377496	652	10319	13
Armenia	345255	129	7989	3
Bosnia and Herzegovina	293684	899	13517	29

Finland	289622	2869	1624	0
Latvia	279320	1628	4600	6
Estonia	246221	1488	1942	2
North Macedonia	227168	1197	7996	12
Albania	212021	801	3224	2
Uzbekistan	199361	90	1485	0
Kyrgyzstan	185031	152	2809	2
Cyprus	183178	5457	646	5
Montenegro	177346	2373	2428	4
Luxembourg	106235	877	918	1
Malta	56206	1147	480	1
Iceland	32540	0	38	0
Andorra	24802	300	141	1
Tajikistan	17493	0	125	0
San Marino	8847	165	103	1
Liechtenstein	6406	0	67	0
Monaco	5397	108	40	1
Holy See	26	0	0	0
Turkmenistan	0	0	0	0
Territories				
Kosovo[1]	161663	108	2981	0
Jersey	21049	371	89	0
Isle of Man	17416	441	67	0
Gibraltar	9059	169	100	0
Guernsey	8975	303	25	0

Faroe Islands	6646	279	15	0
Greenland	3134	198	1	0
Sub-Total	105520237	1119639	1683764	3650

South-East Asia Region

India	35018358	58097	482551	534
Indonesia	4264136	404	144109	4
Thailand	2239475	3899	21769	19
Bangladesh	1588807	892	28090	3
Nepal	830002	370	11601	0
Sri Lanka	588929	0	15055	0
Myanmar	531299	0	19278	0
Maldives	96522	0	263	0
Timor-Leste	19842	0	122	0
Bhutan	2669	3	3	0
Democratic People's Republic of Korea	0	0	0	0
Sub-Total	45180039	63665	722841	560

Eastern Mediterranean Region

Iran (Islamic Republic of)	6200296	1706	131736	34
Iraq	2094667	318	24182	8
Pakistan	1297865	630	28945	2
Jordan	1069549	2296	12765	23
Morocco	971961	4299	14867	5
United Arab Emirates	772189	2581	2170	1

Lebanon	740814	5087	9193	19
Tunisia	731077	2275	25606	18
Saudi Arabia	562437	2585	8883	2
Kuwait	420796	1482	2468	0
Libya	390935	651	5740	13
Egypt	388651	769	21836	19
Oman	306240	232	4117	0
Bahrain	285448	1224	1395	0
Qatar	255231	1695	618	0
Afghanistan	158207	36	7366	2
Syrian Arab Republic	50390	26	2912	4
Sudan	47272	0	3340	0
Somalia	23532	0	1333	0
Djibouti	13769	46	189	0
Yemen	10143	5	1984	0
occupied Palestinian territor	471414	324	4954	7
Sub-total	17262883	28267	316599	157
Region of the Americas				
United States of America	55972114	821331	821408	1722
Brazil	22305078	11850	619209	76
Argentina	5739326	44396	117245	41

Colombia	5191021	9848	130061	35
Mexico	3993464	43	299581	2
Peru	2304674	1996	202818	36
Canada	2302695	35618	30399	30
Chile	1812348	1051	39174	1
Cuba	968171	673	8324	0
Guatemala	628804	109	16110	1
Bolivia (Plurinational State of	622312	7371	19763	30
Costa Rica	570556	0	7353	0
Ecuador	553201	877	33686	3
Panama	500148	1363	7440	7
Paraguay	469523	590	16642	5
Venezuela (Bolivarian Repub	445082	110	5335	2
Dominican Republic	428509	3700	4252	1
Uruguay	416970	1721	6177	2
Honduras	379542	0	10434	0
El Salvador	122063	25	3826	0
Jamaica	96331	1154	2479	3
Trinidad and Tobago	92997	0	2936	0
Suriname	53640	745	1190	0
Guyana	40154	94	1056	1

Belize	33457	617	605	3
Barbados	29160	200	262	0
Haiti	26259	0	774	0
Bahamas	26011	0	717	0
Saint Lucia	13881	65	301	0
Nicaragua	13589	26	218	1
Dominica	7073	211	47	0
Grenada	6531	193	200	0
Saint Vincent and the Grenac	5991	0	81	0
Antigua and Barbuda	4486	203	119	0
Saint Kitts and Nevis	3333	81	28	0
Territories				
Puerto Rico	304985	1886	3318	4
Guadeloupe	56515	0	831	0
Martinique	50005	0	784	0
French Guiana	49771	0	339	0
Curaçao	22962	411	189	0
Aruba	22020	549	181	0
United States Virgin Islands	10290	184	89	0
Cayman Islands	9080	0	12	0
Bermuda	6420	0	110	0
Sint Maarten	5301	0	75	0

Saint Martin	4247	0	40	0
British Virgin Islands	3760	268	40	1
Turks and Caicos Islands	3562	0	26	0
Bonaire	3489	43	23	0
Saint Barthélemy	1955	0	4	0
Anguilla	1777	103	6	1
Saint Pierre and Miquelon	98	0	0	0
Falkland Islands (Malvinas)	84	2	0	0
Montserrat	66	13	1	0
Saba	57	0	0	0
Sint Eustatius	55	0	0	0

Sub-total	106734993	949720	2416318	2008
------------------	------------------	---------------	----------------	-------------

African Region

South Africa	3483590	8078	91451	139
Ethiopia	432807	4011	6981	12
Kenya	302134	2402	5401	7
Zambia	261221	0	3753	0
Nigeria	244548	428	3053	8
Botswana	222053	2544	2452	8
Algeria	219953	421	6303	5
Zimbabwe	217678	1591	5078	31
Mozambique	196346	2975	2042	11
Namibia	149741	0	3656	0
Uganda	148609	1766	3313	1
Ghana	147203	1084	1309	3

Rwanda	116057	1477	1357	0
Cameroon	108676	0	1851	0
Angola	84666	1746	1778	6
Democratic Republic of the C	79942	668	1225	0
Malawi	76801	506	2386	8
Senegal	76233	274	1891	1
Côte d'Ivoire	73786	1434	723	3
Mauritius	68310	0	786	0
Eswatini	66674	233	1318	3
Madagascar	52434	0	1067	0
Cabo Verde	44592	1025	356	3
Gabon	42640	0	290	0
Mauritania	42182	0	872	0
Guinea	33045	178	391	0
Burundi	32076	0	14	0
Togo	32067	677	251	1
United Republic of Tanzania	30564	1258	740	3
Lesotho	29999	0	673	0
Seychelles	25610	304	126	0
Benin	25522	0	161	0
Mali	22384	577	670	2

Congo	21277	0	369	0
Burkina Faso	18637	1005	333	15
South Sudan	15849	104	136	0
Equatorial Guinea	13710	0	175	0
Central African Republic	12454	291	101	0
Gambia	10376	0	343	0
Eritrea	8128	65	77	1
Niger	7590	82	277	0
Comoros	7283	215	159	0
Sierra Leone	7179	0	123	0
Guinea-Bissau	6514	15	149	0
Liberia	6404	0	287	0
Chad	6185	0	184	0
Sao Tome and Principe	4010	65	58	0
Territories				
Réunion	85960	9358	419	10
Mayotte	24671	0	186	0
Saint Helena	0	0	0	0
	7446370	46857	157094	281
Subtotal all regions - without China	290980042	2291197	5422527	6980
Other	764	0	13	0

Grand total - without China	290980806	2291197	5422540	6980
Grand total with China	293750692	2294039	5454131	7011

Transmission
classification

Community
transmission
Community
transmission

Clusters of cases

Clusters of cases


Clusters of cases

Clusters of cases

Clusters of cases
Sporadic cases
Sporadic cases

Clusters of cases
Sporadic cases
Community
transmission
Sporadic cases
Sporadic cases
Sporadic cases
No cases
No cases
No cases
No cases
No cases
No cases
No cases
No cases
No cases
No cases

No cases



Sporadic cases

Clusters of cases

Sporadic cases

Pending

Sporadic cases

No cases

No Cases

No Cases



Clusters of cases

Community

transmission

Community

transmission

Community

transmission

Clusters of cases

Community

transmission

Community

transmission

Community

transmission

Community

transmission

Community

transmission

Community

transmission

Community

transmission

Community

transmission

Community

transmission

Clusters of cases
Community
transmission
Community
transmission
Community
transmission
Community
transmission
Community
transmission

Clusters of cases
Community
transmission
Community
transmission

Clusters of cases
Community
transmission

Clusters of cases
Community
transmission

Clusters of cases
Community
transmission
Community
transmission
Community
transmission

Clusters of cases
Community
transmission
Community
transmission
Community
transmission
Sporadic cases

Clusters of cases
Community
transmission

Clusters of cases

Clusters of cases

Clusters of cases

Clusters of cases

Clusters of cases

Clusters of cases

Clusters of cases
Community
transmission

Clusters of cases
Pending
Community
transmission
Community
transmission
Community
transmission
Sporadic cases
Sporadic cases
Sporadic cases
No cases


Community
transmission
Community
transmission

Clusters of cases
No cases
Sporadic cases

Community
transmission
Community
transmission
Community
transmission
Community
transmission
Community
transmission

Clusters of cases
Community
transmission
Community
transmission
Community
transmission
Community
transmission

Clusters of cases
Community
transmission
Community
transmission

Clusters of cases
Community
transmission

Community
transmission





Community
transmission
Community
transmission
Community
transmission

Community
transmission
Community
transmission

Clusters of cases
Community
transmission
Community
transmission
Community
transmission
Community
transmission
Community
transmission

Clusters of cases
Community
transmission

Clusters of cases

Community
transmission
Community
transmission
Community
transmission
Community
transmission
Community
transmission
Community
transmission
Community
transmission
Community
transmission
Community
transmission
Sporadic cases
Community
transmission

