

Reporting Country/ Territory/Area	Total confirmed cases	Total confirmed new cases	Total deaths	Total new deaths
--------------------------------------	-----------------------------	---------------------------------	--------------	---------------------

Western Pacific Region

Philippines	2855819	4084	51586	16
Malaysia	2767044	2690	31560	28
Viet Nam	1778976	15936	33021	190
Japan	1735591	783	18396	1
Republic of Korea	645226	3024	5781	51
Australia	499958	37239	2266	7
Mongolia	390295	488	1989	2
Singapore	280754	464	829	0
China	132737	229	5699	0
Cambodia	120516	6	3014	1
Lao People's Democratic Rep	113432	665	391	11
Fiji	55009	175	702	2
Papua New Guinea	36193	1	590	0
Brunei Darussalam	15506	7	57	0
New Zealand	13992	60	51	0
Solomon Islands	24	0	0	0
Palau	13	0	0	0
Vanuatu	7	0	0	0
Marshall Islands	4	0	0	0
Samoa	2	0	0	0
Tonga	1	0	0	0
Cook Islands	0	0	0	0
Kiribati	0	0	0	0
Micronesia (Federated States)	0	0	0	0
Nauru	0	0	0	0
Niue	0	0	0	0
Tuvalu	0	0	0	0

Territories				
French Polynesia	46474	49	636	0
Guam	15411	5	273	3
New Caledonia	12990	0	281	0
Northern Mariana Islands (C	3334	37	18	1
Wallis and Futuna	454	0	7	0
American Samoa	11	0	0	0
Pitcairn Islands	0	0	0	0
Tokelau	0	0	0	0

Sub-Total	11519773	65942	157147	313
Sub-Total - without China	8752729	63252	125587	285

European Region				
The United Kingdom	13422819	157758	148893	42
Russian Federation	10570212	15903	312187	834
France	10053955	63867	121619	269
Turkey	9596779	44869	82795	160
Germany	7238408	30561	112579	356
Spain	6667511	34810	89573	8
Italy	6396110	68034	137786	140
Poland	4145518	11667	98034	433
Ukraine	3678088	1746	96436	135
Netherlands	3180329	14623	20971	14
Czechia	2493145	9333	36326	25
Belgium	2133284	16	28385	5
Romania	1813056	1756	58814	18
Portugal	1434570	10554	19000	10

Israel	1408019	10644	8247	2
Switzerland	1364714	24	11855	0
Sweden	1314784	0	15310	0
Serbia	1305621	2765	12787	27
Greece	1294741	36246	20990	80
Austria	1285300	3221	13339	13
Hungary	1264709	2429	39517	83
Kazakhstan	1073789	416	18256	12
Georgia	942173	3590	14009	67
Slovakia	849516	3579	16788	48
Ireland	845897	16986	5912	0
Denmark	840037	8801	3292	13
Bulgaria	751458	1918	31080	53
Croatia	722054	1103	12653	44
Belarus	701699	507	5624	15
Azerbaijan	617952	273	8383	8
Lithuania	526443	2315	7462	23
Slovenia	467565	1008	6073	0
Norway	399318	998	1305	0
Republic of Moldova	376844	242	10306	16
Armenia	345126	90	7986	3
Bosnia and Herzegovina	292785	472	13488	24

Finland	282831	2720	1599	0
Latvia	277692	671	4594	15
Estonia	244733	1497	1940	1
North Macedonia	225972	242	7981	6
Albania	210885	179	3220	2
Uzbekistan	199271	89	1485	0
Kyrgyzstan	184879	52	2807	2
Cyprus	177721	5024	641	2
Montenegro	174862	1652	2416	2
Luxembourg	105358	43	917	2
Malta	55059	812	479	0
Iceland	32540	1466	38	1
Andorra	24502	762	140	0
Tajikistan	17493	0	125	0
San Marino	8682	192	102	0
Liechtenstein	6348	0	67	0
Monaco	5289	36	39	0
Holy See	26	0	0	0
Turkmenistan	0	0	0	0
Territories				
Kosovo[1]	161555	38	2981	0
Jersey	19422	0	89	0
Isle of Man	16975	381	67	0
Gibraltar	8890	69	100	0
Guernsey	8085	0	24	0

Faroe Islands	6367	247	15	1
Greenland	2930	319	1	0
Sub-Total	104272695	579615	1679927	3014

South-East Asia Region

India	34960261	37379	482017	124
Indonesia	4263732	299	144105	3
Thailand	2235576	3091	21750	12
Bangladesh	1587140	0	28081	0
Nepal	829632	355	11601	3
Sri Lanka	588300	0	15037	0
Myanmar	531299	144	19278	1
Maldives	96294	0	262	0
Timor-Leste	19842	0	122	0
Bhutan	2666	2	3	0
Democratic People's Republic of Korea	0	0	0	0
Sub-Total	45114742	41270	722256	143

Eastern Mediterranean Region

Iran (Islamic Republic of)	6198590	1677	131702	22
Iraq	2094349	252	24174	7
Pakistan	1297235	708	28943	2
Jordan	1067253	1682	12742	32
Morocco	967662	885	14862	7
United Arab Emirates	769608	2515	2169	1

Lebanon	735727	2994	9174	20
Tunisia	728802	542	25588	2
Saudi Arabia	559852	1746	8881	2
Kuwait	419314	982	2468	0
Libya	390284	634	5727	5
Egypt	387882	723	21817	20
Oman	306008	176	4117	0
Bahrain	284224	880	1395	0
Qatar	253536	1177	618	0
Afghanistan	158171	15	7364	3
Syrian Arab Republic	50364	27	2908	3
Sudan	47272	284	3340	3
Somalia	23532	0	1333	0
Djibouti	13723	38	189	0
Yemen	10138	8	1984	0
occupied Palestinian territor	471090	295	4947	3
Sub-total	17234616	18240	316442	132
Region of the Americas				
United States of America	54910550	483805	819656	592
Brazil	22293228	1721	619133	28
Argentina	5694930	20502	117204	23

Colombia	5181173	11318	130026	40
Mexico	3990587	1671	299544	19
Peru	2302678	1501	202782	41
Canada	2142310	0	30280	0
Chile	1811297	995	39173	11
Cuba	967498	556	8324	0
Guatemala	628695	106	16109	1
Bolivia (Plurinational State of	614941	3910	19733	11
Costa Rica	570556	0	7353	0
Ecuador	552324	2906	33683	2
Panama	498785	977	7433	3
Paraguay	468933	587	16637	6
Venezuela (Bolivarian Repub	444972	144	5333	2
Dominican Republic	424809	2856	4251	2
Uruguay	415249	955	6175	3
Honduras	379542	0	10434	0
El Salvador	122038	93	3826	1
Jamaica	95177	0	2476	0
Trinidad and Tobago	92997	338	2936	22
Suriname	52895	283	1190	0
Guyana	40060	281	1055	1

Belize	32840	0	602	0
Barbados	28960	150	262	0
Haiti	26213	228	773	7
Bahamas	25534	249	717	0
Saint Lucia	13816	84	301	0
Nicaragua	13563	0	217	0
Dominica	6862	48	47	0
Grenada	6338	39	200	0
Saint Vincent and the Grenac	5991	141	81	0
Antigua and Barbuda	4283	0	119	0
Saint Kitts and Nevis	3252	59	28	0
Territories				
Puerto Rico	303099	4711	3314	4
Guadeloupe	56515	0	831	0
Martinique	50005	0	784	0
French Guiana	49771	834	339	0
Curaçao	22551	1841	189	0
Aruba	21471	1752	181	0
United States Virgin Islands	10106	0	89	0
Cayman Islands	9080	262	12	1
Bermuda	6420	0	110	0
Sint Maarten	5301	104	75	0

Saint Martin	4247	0	40	0
Turks and Caicos Islands	3562	2	26	0
British Virgin Islands	3492	236	39	0
Bonaire	3446	120	23	0
Saint Barthélemy	1955	0	4	0
Anguilla	1674	0	5	0
Saint Pierre and Miquelon	98	0	0	0
Falkland Islands (Malvinas)	82	0	0	0
Saba	57	13	0	0
Sint Eustatius	55	0	0	0
Montserrat	53	0	1	0

Sub-total	105416916	546378	2414155	820
------------------	------------------	---------------	----------------	------------

African Region

South Africa	3475512	3076	91312	84
Ethiopia	428796	2140	6969	11
Kenya	299732	1223	5394	10
Zambia	261221	1544	3753	10
Nigeria	244120	670	3045	6
Algeria	219532	373	6298	7
Botswana	219509	0	2444	0
Zimbabwe	216087	1209	5047	15
Mozambique	193371	918	2031	12
Namibia	149741	1767	3656	23
Uganda	146843	813	3312	6
Ghana	146119	1067	1306	3

Rwanda	114580	998	1357	2
Cameroon	108676	0	1851	0
Angola	82920	0	1772	0
Democratic Republic of the C	79274	1581	1225	0
Malawi	76295	229	2378	7
Senegal	75959	288	1890	0
Côte d'Ivoire	72352	0	720	0
Mauritius	68310	0	786	0
Eswatini	66441	155	1315	5
Madagascar	52434	0	1067	0
Cabo Verde	43567	756	353	0
Gabon	42640	842	290	2
Mauritania	42182	0	872	0
Guinea	32867	196	391	0
Burundi	32076	461	14	0
Togo	31390	225	250	2
Lesotho	29999	243	673	2
United Republic of Tanzania	29306	0	737	0
Benin	25522	587	161	0
Seychelles	25306	55	126	0
Mali	21807	257	668	0

Congo	21277	0	369	0
Burkina Faso	17632	0	318	0
South Sudan	15745	90	136	0
Equatorial Guinea	13710	0	175	0
Central African Republic	12163	0	101	0
Gambia	10376	206	343	0
Eritrea	8063	14	76	0
Niger	7508	70	277	1
Sierra Leone	7179	65	123	0
Comoros	7068	161	159	0
Guinea-Bissau	6499	15	149	0
Liberia	6404	0	287	0
Chad	6185	0	184	0
Sao Tome and Principe	3945	33	58	1
Territories				
Réunion	76602	0	409	0
Mayotte	24671	2760	186	1
Saint Helena	0	0	0	0
	7399513	25087	156813	210
Subtotal all regions - without China	288191211	1273842	5415180	4604
Other	764	0	13	0

Grand total - without China	288191975	1273842	5415193	4604
Grand total with China	290959019	1276532	5446753	4632

Transmission
classification

Community
transmission
Community
transmission

Clusters of cases

Clusters of cases


Clusters of cases

Clusters of cases

Clusters of cases
Sporadic cases
Sporadic cases

Clusters of cases
Sporadic cases
Community
transmission
Sporadic cases
Sporadic cases
Sporadic cases
No cases
No cases
No cases
No cases
No cases
No cases
No cases
No cases
No cases
No cases

No cases



Sporadic cases

Clusters of cases

Sporadic cases

Pending

Sporadic cases

No cases

No Cases

No Cases



Clusters of cases

Community

transmission

Community

transmission

Community

transmission

Clusters of cases

Community

transmission

Community

transmission

Community

transmission

Community

transmission

Community

transmission

Community

transmission

Community

transmission

Community

transmission

Community

transmission

Clusters of cases
Community
transmission
Community
transmission
Community
transmission
Community
transmission
Community
transmission

Clusters of cases
Community
transmission
Community
transmission

Clusters of cases
Community
transmission

Clusters of cases
Community
transmission

Clusters of cases
Community
transmission
Community
transmission
Community
transmission

Clusters of cases
Community
transmission
Community
transmission
Community
transmission
Sporadic cases

Clusters of cases
Community
transmission

Clusters of cases

Clusters of cases

Clusters of cases

Clusters of cases

Clusters of cases

Clusters of cases

Clusters of cases
Community
transmission

Clusters of cases
Pending
Community
transmission
Community
transmission
Community
transmission
Sporadic cases
Sporadic cases
Sporadic cases
No cases


Community
transmission
Community
transmission

Clusters of cases
No cases
Sporadic cases

Community
transmission
Community
transmission
Community
transmission
Community
transmission
Community
transmission

Clusters of cases
Community
transmission
Community
transmission
Community
transmission
Community
transmission

Clusters of cases
Community
transmission
Community
transmission

Clusters of cases
Community
transmission

Community
transmission





Community
transmission
Community
transmission
Community
transmission

Community
transmission
Community
transmission

Clusters of cases
Community
transmission
Community
transmission
Community
transmission
Community
transmission
Community
transmission

Clusters of cases
Community
transmission

Clusters of cases

Community
transmission
Community
transmission
Community
transmission
Community
transmission
Community
transmission
Community
transmission
Community
transmission
Community
transmission
Community
transmission
Sporadic cases
Community
transmission

