

Reporting Country/ Territory/Area	Total confirmed cases	Total confirmed new cases	Total deaths	Total new deaths
--------------------------------------	-----------------------------	---------------------------------	--------------	---------------------

Western Pacific Region

Philippines	3459646	17677	53598	79
Malaysia	2840225	4066	31918	16
Japan	2277762	60933	18559	36
Viet Nam	2171527	15743	37010	126
Australia	1706154	24097	3225	71
Republic of Korea	762983	13012	6620	32
Mongolia	433426	3080	2027	2
Singapore	322770	5996	850	2
China	137788	206	5700	0
Lao People's Democratic Rep	130853	560	529	2
Cambodia	121094	28	3015	0
Fiji	61968	0	779	0
Papua New Guinea	36570	22	597	0
Brunei Darussalam	16179	31	59	0
New Zealand	15369	59	52	0
Palau	757	106	0	0
Solomon Islands	676	174	2	1
Kiribati	89	23	0	0
Samoa	28	6	0	0
Vanuatu	7	0	0	0
Marshall Islands	4	0	0	0
Tonga	1	0	0	0
Kiribati	0	0	0	0
Micronesia (Federated States)	0	0	0	0
Nauru	0	0	0	0
Niue	0	0	0	0
Tuvalu	0	0	0	0

Territories				
French Polynesia	47794	0	636	0
Guam	22583	140	282	2
New Caledonia	16762	626	283	1
Northern Mariana Islands (C	4344	79	22	0
Wallis and Futuna	453	0	7	0
American Samoa	18	0	0	0
Pitcairn Islands	0	0	0	0
Tokelau	0	0	0	0

Sub-Total	14587830	146664	165770	370
Sub-Total - without China	11747605	142598	133852	354

European Region				
France	16830895	500563	126729	465
The United Kingdom	16047720	94326	154356	439
Russian Federation	11315801	74692	328105	657
Turkey	11089602	76341	86299	174
Italy	10212621	211277	144343	468
Spain	9395768	61435	92376	35
Germany	9035795	164000	117126	166
Poland	4637776	53416	104373	276
Netherlands	4008459	54225	21227	9
Ukraine	3913809	24321	99584	141
Belgium	2878212	33	28863	4
Czechia	2833961	39716	37092	12
Israel	2547195	76017	8502	11
Portugal	2312240	57657	19661	48

Romania	2048896	19685	59632	44
Switzerland	1994916	185	12214	1
Sweden	1922990	28367	15693	2
Greece	1830263	17879	22852	104
Austria	1659510	24050	13545	14
Serbia	1579847	19901	13340	34
Denmark	1484771	46590	3635	14
Hungary	1471276	20174	41087	69
Kazakhstan	1264299	12034	18415	12
Ireland	1153666	4006	6087	0
Georgia	1092684	17530	14813	39
Slovakia	943378	13837	17725	27
Bulgaria	903676	12399	32869	73
Croatia	887362	8471	13502	51
Belarus	730207	1403	5959	10
Norway	641131	3211	1416	2
Azerbaijan	636956	2468	8632	13
Lithuania	628094	10301	7798	16
Slovenia	624851	12820	6258	1
Finland	464394	3393	1894	0
Republic of Moldova	417369	5138	10566	24
Armenia	355662	1931	8033	1

Latvia	345591	6097	4814	15
Bosnia and Herzegovina	336680	2539	14136	51
Estonia	307451	5843	2018	5
North Macedonia	259328	2341	8266	21
Albania	251015	2156	3317	5
Cyprus	241319	2546	716	3
Uzbekistan	217360	1174	1549	4
Montenegro	215012	1078	2524	11
Kyrgyzstan	196602	370	2858	4
Luxembourg	144781	1714	945	0
Malta	66391	323	536	2
Iceland	61737	1641	45	0
Andorra	34701	1676	145	1
Tajikistan	17627	18	125	0
San Marino	11995	209	109	1
Liechtenstein	8346	0	70	0
Monaco	7790	99	46	0
Holy See	26	0	0	0
Turkmenistan	0	0	0	0
Territories				
Kosovo[1]	186353	2707	2992	2
Jersey	28786	385	99	3
Isle of Man	20861	150	70	0
Faroe Islands	15778	913	17	0
Gibraltar	12103	166	100	0

Guernsey	10842	91	30	0
Greenland	10028	205	4	0
Sub-Total	134804555	1808233	1750132	3584

South-East Asia Region

India	40085116	285914	491127	665
Indonesia	4301193	7010	144254	7
Thailand	2398944	7587	22076	19
Bangladesh	1731524	15527	28273	17
Nepal	933451	5571	11672	5
Sri Lanka	604581	927	15346	16
Myanmar	534503	120	19310	0
Maldives	122777	0	271	0
Timor-Leste	19879	8	122	0
Bhutan	4089	138	3	0
Democratic People's Republic of Korea	0	0	0	0
Sub-Total	50736057	322802	732454	729

Eastern Mediterranean Region

Iran (Islamic Republic of)	6267559	9378	132274	23
Iraq	2167686	7693	24309	9
Pakistan	1381152	6352	29122	17
Jordan	1164339	11813	13102	14
Morocco	1107525	6362	15201	34
Lebanon	874144	7250	9513	14

Tunisia	866445	9706	26051	52
United Arab Emirates	830832	2504	2224	5
Saudi Arabia	661733	4541	8924	2
Kuwait	508372	5742	2488	1
Egypt	413558	1809	22431	35
Libya	410821	3063	5950	14
Bahrain	338524	4360	1399	0
Qatar	328644	2551	637	1
Oman	326164	2079	4130	1
Afghanistan	160252	356	7397	4
Sudan	56595	0	3411	0
Syrian Arab Republic	51075	46	2974	3
Somalia	24322	0	1335	0
Djibouti	15372	23	189	0
Yemen	10821	236	2000	5
occupied Palestinian territor	492694	4095	5072	11
Sub-total	18458629	89959	320133	245
Region of the Americas				
United States of America	71326407	1172810	862863	2750
Brazil	24124595	80340	623356	259
Argentina	7940657	78121	119444	276

Colombia	5761398	21219	132477	237
Mexico	4685767	16	303301	1
Peru	2976260	30109	204404	81
Canada	2947179	25794	32786	189
Chile	2001346	17156	39543	8
Cuba	1028183	2764	8373	6
Bolivia (Plurinational State of	820583	6974	20671	41
Ecuador	681382	0	34329	0
Guatemala	670489	659	16272	4
Costa Rica	655825	2696	7483	13
Panama	650138	5455	7609	11
Uruguay	599040	10045	6325	17
Paraguay	542388	5411	17009	39
Dominican Republic	542056	0	4289	0
Venezuela (Bolivarian Repub	471389	1823	5410	5
Honduras	390382	1946	10488	6
El Salvador	127012	0	3862	5
Jamaica	121436	754	2609	10
Trinidad and Tobago	106806	389	3320	18
Suriname	70937	863	1242	3
Guyana	57400	173	1138	4

Belize	47147	1394	622	6
Barbados	39709	497	276	1
Bahamas	32238	101	731	2
Haiti	28561	0	783	0
Saint Lucia	19755	75	324	8
Nicaragua	13681	35	220	1
Grenada	11666	322	205	0
Saint Vincent and the Grenac	9385	0	92	0
Dominica	8517	0	49	0
Antigua and Barbuda	6023	92	122	0
Saint Kitts and Nevis	5303	33	32	4
Territories				
Puerto Rico	444606	297	3731	27
Guadeloupe	90749	0	844	0
Martinique	77075	0	821	0
French Guiana	74563	872	363	2
Curaçao	36092	214	216	0
Aruba	32405	83	193	2
United States Virgin Islands	14521	43	97	0
Cayman Islands	13734	0	15	0
Bermuda	10262	496	114	2
Sint Maarten	9124	48	79	1

Saint Martin	8913	0	41	0
Bonaire	6031	62	26	0
British Virgin Islands	5809	160	49	2
Turks and Caicos Islands	5570	0	34	0
Saint Barthélemy	3218	0	4	0
Anguilla	2270	83	7	0
Saint Pierre and Miquelon	438	0	0	0
Sint Eustatius	308	26	1	0
Saba	199	0	0	0
Montserrat	158	3	1	0
Falkland Islands (Malvinas)	86	0	0	0

Sub-total	130357171	1470453	2478695	4041
------------------	------------------	----------------	----------------	-------------

African Region

South Africa	3585888	3197	94397	132
Ethiopia	463047	533	7280	15
Kenya	320584	185	5562	4
Zambia	302569	645	3905	5
Nigeria	252678	250	3133	7
Botswana	245904	0	2565	0
Algeria	241406	2521	6516	8
Zimbabwe	228776	235	5316	11
Mozambique	222892	240	2161	2
Uganda	160974	196	3507	10
Ghana	155665	0	1370	0
Namibia	155424	169	3924	10

Rwanda	128378	173	1433	0
Cameroon	114113	0	1867	0
Angola	97594	331	1891	3
Democratic Republic of the C	84877	117	1278	0
Senegal	84453	79	1933	4
Malawi	84013	86	2534	6
Côte d'Ivoire	80363	114	782	3
Mauritius	70514	74	786	0
Eswatini	68164	46	1370	0
Mauritania	57648	168	934	2
Madagascar	57375	0	1223	0
Cabo Verde	55471	70	392	1
Gabon	46198	0	300	0
Burundi	37170	32	14	0
Togo	36372	49	267	0
Guinea	35951	94	416	2
Seychelles	35606	0	136	0
United Republic of Tanzania	32920	527	778	25
Lesotho	32049	0	690	0
Mali	29859	116	709	2
Benin	26450	141	163	0

Congo	23485	0	371	0
Burkina Faso	20514	0	353	0
South Sudan	16752	14	137	0
Equatorial Guinea	15732	0	181	0
Central African Republic	13840	331	109	0
Gambia	11572	0	347	0
Eritrea	9390	58	95	0
Niger	8603	11	297	1
Comoros	7814	2	159	0
Sierra Leone	7593	3	125	0
Guinea-Bissau	7293	0	153	0
Liberia	7243	0	289	0
Chad	7075	0	190	0
Sao Tome and Principe	5849	13	69	0
Territories				
Réunion	180531	0	500	0
Mayotte	36166	200	187	0
Saint Helena	0	0	0	0
	8010797	11020	163094	253
Subtotal all regions - without China	354114814	3845065	5578360	9206
Other	764	0	13	0

Grand total - without China	354115578	3845065	5578373	9206
Grand total with China	356955803	3849131	5610291	9222

Transmission
classification

Community
transmission
Community
transmission

Clusters of cases

Clusters of cases


Clusters of cases

Clusters of cases

Clusters of cases
Sporadic cases
Sporadic cases

Clusters of cases
Sporadic cases
Community
transmission
Sporadic cases
Sporadic cases
Sporadic cases
No cases
No cases
No cases
No cases
No cases
No cases
No cases
No cases
No cases
No cases

No cases



Sporadic cases

Clusters of cases

Sporadic cases

Pending

Sporadic cases

No cases

No Cases

No Cases



Clusters of cases

Community

transmission

Community

transmission

Community

transmission

Clusters of cases

Community

transmission

Community

transmission

Community

transmission

Community

transmission

Community

transmission

Community

transmission

Community

transmission

Community

transmission

Community

transmission

Clusters of cases
Community
transmission
Community
transmission
Community
transmission
Community
transmission
Community
transmission

Clusters of cases
Community
transmission
Community
transmission

Clusters of cases
Community
transmission

Clusters of cases
Community
transmission

Clusters of cases
Community
transmission
Community
transmission
Community
transmission

Clusters of cases
Community
transmission
Community
transmission
Community
transmission
Sporadic cases

Clusters of cases
Community
transmission

Clusters of cases

Clusters of cases

Clusters of cases

Clusters of cases

Clusters of cases

Clusters of cases

Clusters of cases
Community
transmission

Clusters of cases
Pending
Community
transmission
Community
transmission
Community
transmission
Sporadic cases
Sporadic cases
Sporadic cases
No cases


Community
transmission
Community
transmission

Clusters of cases
No cases
Sporadic cases

Community
transmission
Community
transmission
Community
transmission
Community
transmission
Community
transmission

Clusters of cases
Community
transmission
Community
transmission
Community
transmission
Community
transmission

Clusters of cases
Community
transmission
Community
transmission

Clusters of cases
Community
transmission

Community
transmission





Community
transmission
Community
transmission
Community
transmission

Community
transmission
Community
transmission

Clusters of cases
Community
transmission
Community
transmission
Community
transmission
Community
transmission
Community
transmission

Clusters of cases
Community
transmission

Clusters of cases

Community
transmission
Community
transmission
Community
transmission
Community
transmission
Community
transmission
Community
transmission
Community
transmission
Community
transmission
Community
transmission
Sporadic cases
Community
transmission

