

| Reporting Country/ Territory/Area | Total confirmed cases | Total confirmed new cases | Total deaths | Total new deaths |
|--------------------------------------|-----------------------------|---------------------------------|--------------|---------------------|
|--------------------------------------|-----------------------------|---------------------------------|--------------|---------------------|

Western Pacific Region

| | | | | |
|-------------------------------|---------|-------|-------|-----|
| Philippines | 3442056 | 24938 | 53519 | 47 |
| Malaysia | 2836159 | 3214 | 31902 | 10 |
| Japan | 2216829 | 47176 | 18523 | 17 |
| Viet Nam | 2155784 | 14362 | 36884 | 165 |
| Australia | 1680448 | 22000 | 3154 | 51 |
| Republic of Korea | 749979 | 8571 | 6588 | 23 |
| Mongolia | 430346 | 1978 | 2025 | 4 |
| Singapore | 316774 | 3002 | 848 | 0 |
| China | 137555 | 205 | 5700 | 0 |
| Lao People's Democratic Rep | 130293 | 340 | 527 | 1 |
| Cambodia | 121066 | 40 | 3015 | 0 |
| Fiji | 61968 | 987 | 779 | 11 |
| Papua New Guinea | 36548 | 0 | 597 | 0 |
| Brunei Darussalam | 16148 | 16 | 59 | 0 |
| New Caledonia | 16136 | 805 | 282 | 0 |
| Palau | 651 | 149 | 0 | 0 |
| Solomon Islands | 502 | 213 | 1 | 1 |
| Kiribati | 66 | 7 | 0 | 0 |
| Samoa | 22 | 5 | 0 | 0 |
| Vanuatu | 7 | 0 | 0 | 0 |
| Marshall Islands | 4 | 0 | 0 | 0 |
| Tonga | 1 | 0 | 0 | 0 |
| Kiribati | 0 | 0 | 0 | 0 |
| Micronesia (Federated States) | 0 | 0 | 0 | 0 |
| Nauru | 0 | 0 | 0 | 0 |
| Niue | 0 | 0 | 0 | 0 |
| Tuvalu | 0 | 0 | 0 | 0 |

| Territories | | | | |
|-----------------------------|-------|-----|-----|---|
| French Polynesia | 47794 | 138 | 636 | 0 |
| Guam | 20567 | 0 | 276 | 0 |
| New Zealand | 15312 | 62 | 52 | 0 |
| Northern Mariana Islands (C | 4265 | 19 | 22 | 0 |
| Wallis and Futuna | 453 | 0 | 7 | 0 |
| American Samoa | 18 | 0 | 0 | 0 |
| Pitcairn Islands | 0 | 0 | 0 | 0 |
| Tokelau | 0 | 0 | 0 | 0 |

| | | | | |
|---------------------------|----------|--------|--------|-----|
| Sub-Total | 14437751 | 128227 | 165396 | 330 |
| Sub-Total - without China | 11601592 | 125013 | 133494 | 320 |

| European Region | | | | |
|--------------------|----------|--------|--------|-----|
| France | 16347127 | 60695 | 126274 | 353 |
| The United Kingdom | 15953689 | 94397 | 153916 | 54 |
| Russian Federation | 11241109 | 67809 | 327448 | 681 |
| Turkey | 11013261 | 67023 | 86125 | 156 |
| Italy | 10001344 | 77666 | 143875 | 352 |
| Spain | 9280891 | 27126 | 91994 | 19 |
| Germany | 8871795 | 126955 | 116960 | 214 |
| Poland | 4584360 | 37045 | 104097 | 251 |
| Netherlands | 3954299 | 64757 | 21219 | 8 |
| Ukraine | 3889488 | 19118 | 99443 | 161 |
| Belgium | 2830719 | 40 | 28835 | 2 |
| Czechia | 2794245 | 30445 | 37080 | 30 |
| Israel | 2470510 | 83613 | 8484 | 14 |
| Portugal | 2254583 | 32758 | 19613 | 44 |

| | | | | |
|---------------------|---------|-------|-------|-----|
| Romania | 2029211 | 12082 | 59588 | 41 |
| Switzerland | 1958484 | 9 | 12200 | 0 |
| Greece | 1812384 | 19073 | 22748 | 113 |
| Sweden | 1784005 | 0 | 15674 | 0 |
| Austria | 1635460 | 25588 | 13531 | 12 |
| Serbia | 1559946 | 15046 | 13306 | 35 |
| Hungary | 1451102 | 9717 | 41018 | 74 |
| Denmark | 1438181 | 40348 | 3621 | 13 |
| Kazakhstan | 1252265 | 9045 | 18403 | 12 |
| Ireland | 1149660 | 3692 | 6087 | 0 |
| Georgia | 1075154 | 15762 | 14774 | 42 |
| Slovakia | 929541 | 8119 | 17698 | 23 |
| Bulgaria | 891277 | 11049 | 32796 | 132 |
| Croatia | 878891 | 1831 | 13451 | 44 |
| Belarus | 728804 | 1944 | 5949 | 16 |
| Azerbaijan | 634488 | 757 | 8619 | 9 |
| Norway | 622753 | 0 | 1414 | 0 |
| Lithuania | 617793 | 5293 | 7782 | 20 |
| Slovenia | 612017 | 8396 | 6254 | 0 |
| Finland | 456355 | 3795 | 1852 | 0 |
| Republic of Moldova | 412231 | 2834 | 10542 | 20 |
| Armenia | 353731 | 1332 | 8032 | 4 |

| | | | | |
|------------------------|--------|------|-------|----|
| Latvia | 339494 | 3953 | 4799 | 4 |
| Bosnia and Herzegovina | 334141 | 1010 | 14085 | 59 |
| Estonia | 301608 | 5142 | 2013 | 5 |
| North Macedonia | 256996 | 715 | 8240 | 22 |
| Albania | 248070 | 0 | 3305 | 0 |
| Cyprus | 238773 | 2815 | 713 | 1 |
| Uzbekistan | 216186 | 1123 | 1545 | 3 |
| Montenegro | 213889 | 745 | 2513 | 6 |
| Kyrgyzstan | 196232 | 412 | 2854 | 3 |
| Luxembourg | 143067 | 229 | 945 | 1 |
| Malta | 66068 | 202 | 534 | 2 |
| Iceland | 60096 | 1687 | 45 | 1 |
| Andorra | 33025 | 0 | 144 | 0 |
| Tajikistan | 17609 | 31 | 125 | 0 |
| San Marino | 11786 | 0 | 108 | 0 |
| Liechtenstein | 8116 | 0 | 69 | 0 |
| Monaco | 7691 | 108 | 46 | 1 |
| Holy See | 26 | 0 | 0 | 0 |
| Turkmenistan | 0 | 0 | 0 | 0 |
| Territories | | | | |
| Kosovo[1] | 183646 | 2243 | 2990 | 2 |
| Jersey | 28401 | 287 | 96 | 0 |
| Isle of Man | 20711 | 58 | 70 | 0 |
| Faroe Islands | 14865 | 525 | 17 | 0 |
| Gibraltar | 11937 | 127 | 100 | 0 |

| | | | | |
|------------------|------------------|----------------|----------------|-------------|
| Guernsey | 10751 | 29 | 30 | 0 |
| Greenland | 9823 | 338 | 4 | 0 |
| Sub-Total | 132744160 | 1006938 | 1746092 | 3059 |

South-East Asia Region

| | | | | |
|--|-----------------|---------------|---------------|------------|
| India | 39799202 | 255874 | 490462 | 614 |
| Indonesia | 4294183 | 4878 | 144247 | 20 |
| Thailand | 2391357 | 6718 | 22057 | 12 |
| Bangladesh | 1715997 | 16033 | 28256 | 18 |
| Nepal | 927880 | 9432 | 11667 | 8 |
| Sri Lanka | 602763 | 0 | 15313 | 0 |
| Myanmar | 534163 | 0 | 19310 | 0 |
| Maldives | 120168 | 0 | 270 | 0 |
| Timor-Leste | 19871 | 2 | 122 | 0 |
| Bhutan | 3951 | 140 | 3 | 0 |
| Democratic People's Republic of Korea | 0 | 0 | 0 | 0 |
| Sub-Total | 50409535 | 293077 | 731707 | 672 |

Eastern Mediterranean Region

| | | | | |
|----------------------------|---------|-------|--------|----|
| Iran (Islamic Republic of) | 6258181 | 7691 | 132251 | 21 |
| Iraq | 2159993 | 5756 | 24300 | 13 |
| Pakistan | 1374800 | 7195 | 29105 | 8 |
| Jordan | 1152526 | 11478 | 13088 | 15 |
| Morocco | 1101163 | 2750 | 15167 | 35 |
| Lebanon | 866894 | 1665 | 9499 | 12 |

| | | | | |
|-------------------------------|-----------------|--------------|---------------|------------|
| Tunisia | 853905 | 0 | 25988 | 0 |
| United Arab Emirates | 828328 | 2629 | 2219 | 5 |
| Saudi Arabia | 657192 | 4838 | 8922 | 2 |
| Kuwait | 502630 | 5176 | 2487 | 1 |
| Egypt | 411749 | 1651 | 22396 | 28 |
| Libya | 407758 | 2333 | 5936 | 15 |
| Bahrain | 334164 | 3543 | 1399 | 0 |
| Qatar | 326093 | 2748 | 636 | 2 |
| Oman | 324085 | 1647 | 4129 | 1 |
| Afghanistan | 159896 | 214 | 7393 | 0 |
| Sudan | 55833 | 0 | 3411 | 0 |
| Syrian Arab Republic | 51029 | 44 | 2971 | 3 |
| Somalia | 24322 | 0 | 1335 | 0 |
| Djibouti | 15349 | 38 | 189 | 0 |
| Yemen | 10585 | 0 | 1995 | 0 |
| | | | | |
| occupied Palestinian territor | 488599 | 3620 | 5061 | 5 |
| Sub-total | 18365074 | 65016 | 319877 | 166 |
| | | | | |
| Region of the Americas | | | | |
| United States of America | 70153597 | 218386 | 860113 | 522 |
| Brazil | 24044255 | 135080 | 623097 | 296 |
| Argentina | 7862536 | 69884 | 119168 | 65 |

| | | | | |
|---------------------------------|---------|-------|--------|-----|
| Colombia | 5740179 | 26087 | 132240 | 217 |
| Mexico | 4667829 | 20872 | 303183 | 98 |
| Peru | 2946151 | 51936 | 204323 | 182 |
| Canada | 2921385 | 14295 | 32597 | 92 |
| Chile | 1984190 | 18797 | 39535 | 23 |
| Cuba | 1025419 | 3307 | 8367 | 4 |
| Bolivia (Plurinational State of | 813609 | 8932 | 20630 | 60 |
| Ecuador | 681382 | 6419 | 34329 | 14 |
| Guatemala | 669830 | 818 | 16268 | 5 |
| Panama | 644683 | 7164 | 7598 | 15 |
| Costa Rica | 643496 | 0 | 7451 | 0 |
| Uruguay | 588995 | 8929 | 6308 | 5 |
| Dominican Republic | 542056 | 2476 | 4289 | 2 |
| Paraguay | 536977 | 4329 | 16970 | 17 |
| Venezuela (Bolivarian Repub | 469566 | 1702 | 5405 | 3 |
| Honduras | 388436 | 0 | 10482 | 13 |
| El Salvador | 127012 | 0 | 3857 | 2 |
| Jamaica | 120682 | 1117 | 2599 | 5 |
| Trinidad and Tobago | 106417 | 448 | 3302 | 16 |
| Suriname | 70074 | 333 | 1239 | 2 |
| Guyana | 57227 | 642 | 1134 | 4 |

| | | | | |
|------------------------------|--------|------|------|---|
| Belize | 45753 | 0 | 616 | 0 |
| Barbados | 39212 | 626 | 275 | 1 |
| Bahamas | 32137 | 222 | 729 | 3 |
| Haiti | 28561 | 0 | 783 | 3 |
| Saint Lucia | 19680 | 212 | 316 | 0 |
| Nicaragua | 13646 | 0 | 219 | 0 |
| Grenada | 11344 | 41 | 205 | 0 |
| Dominica | 8517 | 0 | 49 | 0 |
| Saint Vincent and the Grenac | 6660 | 45 | 92 | 2 |
| Antigua and Barbuda | 5931 | 0 | 122 | 0 |
| Saint Kitts and Nevis | 5270 | 16 | 28 | 0 |
| Territories | | | | |
| Puerto Rico | 444309 | 2229 | 3704 | 8 |
| Martinique | 77075 | 0 | 821 | 0 |
| French Guiana | 73691 | 872 | 361 | 2 |
| Guadeloupe | 73660 | 0 | 835 | 0 |
| Curaçao | 35878 | 571 | 216 | 6 |
| Aruba | 32322 | 487 | 191 | 4 |
| United States Virgin Islands | 14478 | 80 | 97 | 1 |
| Cayman Islands | 13734 | 0 | 15 | 0 |
| Bermuda | 9766 | 0 | 112 | 0 |
| Saint Martin | 9143 | 0 | 40 | 0 |

| | | | | |
|-----------------------------|------|-----|----|---|
| Sint Maarten | 9076 | 111 | 78 | 1 |
| Bonaire | 5969 | 375 | 26 | 0 |
| British Virgin Islands | 5649 | 0 | 47 | 0 |
| Turks and Caicos Islands | 5570 | 0 | 34 | 1 |
| Saint Barthélemy | 3282 | 0 | 4 | 0 |
| Anguilla | 2187 | 0 | 7 | 0 |
| Saint Pierre and Miquelon | 438 | 0 | 0 | 0 |
| Sint Eustatius | 282 | 2 | 1 | 0 |
| Saba | 199 | 1 | 0 | 0 |
| Montserrat | 155 | 0 | 1 | 0 |
| Falkland Islands (Malvinas) | 86 | 0 | 0 | 0 |

| | | | | |
|------------------|------------------|---------------|----------------|-------------|
| Sub-total | 128839643 | 607843 | 2474508 | 1694 |
|------------------|------------------|---------------|----------------|-------------|

African Region

| | | | | |
|--------------|---------|------|-------|----|
| South Africa | 3582691 | 1332 | 94265 | 88 |
| Ethiopia | 462514 | 407 | 7265 | 21 |
| Kenya | 320399 | 170 | 5558 | 4 |
| Zambia | 301924 | 294 | 3900 | 5 |
| Nigeria | 252428 | 241 | 3126 | 2 |
| Botswana | 245904 | 1958 | 2565 | 21 |
| Algeria | 238885 | 2215 | 6508 | 13 |
| Zimbabwe | 228541 | 287 | 5305 | 11 |
| Mozambique | 222652 | 56 | 2159 | 2 |
| Uganda | 160778 | 359 | 3497 | 18 |
| Ghana | 155665 | 169 | 1370 | 3 |
| Namibia | 155255 | 228 | 3914 | 12 |

| | | | | |
|------------------------------|--------|-----|------|---|
| Rwanda | 128205 | 196 | 1433 | 1 |
| Cameroon | 114113 | 0 | 1867 | 0 |
| Angola | 97263 | 681 | 1888 | 0 |
| Democratic Republic of the C | 84760 | 241 | 1278 | 0 |
| Senegal | 84374 | 79 | 1929 | 4 |
| Malawi | 83927 | 104 | 2528 | 5 |
| Côte d'Ivoire | 80249 | 73 | 779 | 0 |
| Mauritius | 70440 | 222 | 786 | 0 |
| Eswatini | 68118 | 37 | 1370 | 1 |
| Mauritania | 57480 | 96 | 932 | 5 |
| Madagascar | 57375 | 0 | 1223 | 0 |
| Cabo Verde | 55401 | 95 | 391 | 2 |
| Gabon | 46198 | 289 | 300 | 0 |
| Burundi | 37138 | 96 | 14 | 0 |
| Togo | 36323 | 10 | 267 | 1 |
| Guinea | 35857 | 0 | 414 | 0 |
| Seychelles | 35606 | 428 | 136 | 0 |
| United Republic of Tanzania | 32393 | 0 | 753 | 0 |
| Lesotho | 32049 | 0 | 690 | 0 |
| Mali | 29743 | 65 | 707 | 2 |
| Benin | 26309 | 0 | 163 | 0 |

| | | | | |
|---|-----------|---------|---------|------|
| Congo | 23485 | 0 | 371 | 0 |
| Burkina Faso | 20514 | 0 | 353 | 0 |
| South Sudan | 16738 | 27 | 137 | 0 |
| Equatorial Guinea | 15732 | 42 | 181 | 2 |
| Central African Republic | 13509 | 0 | 109 | 0 |
| Gambia | 11572 | 0 | 347 | 0 |
| Eritrea | 9332 | 35 | 95 | 2 |
| Niger | 8592 | 48 | 296 | 0 |
| Comoros | 7812 | 0 | 159 | 0 |
| Sierra Leone | 7590 | 0 | 125 | 0 |
| Guinea-Bissau | 7293 | 0 | 153 | 0 |
| Liberia | 7243 | 0 | 289 | 0 |
| Chad | 7075 | 186 | 190 | 5 |
| Sao Tome and Principe | 5836 | 4 | 69 | 0 |
| Territories | | | | |
| Réunion | 180531 | 46914 | 500 | 38 |
| Mayotte | 35966 | 0 | 187 | 0 |
| Saint Helena | 0 | 0 | 0 | 0 |
| | 7999777 | 57684 | 162841 | 268 |
| Subtotal all regions - without China | 349959781 | 2155571 | 5568519 | 6179 |
| Other | 764 | 0 | 13 | 0 |

| | | | | |
|-----------------------------|-----------|---------|---------|------|
| Grand total - without China | 349960545 | 2155571 | 5568532 | 6179 |
| Grand total with China | 352796704 | 2158785 | 5600434 | 6189 |

Transmission
classification

Community
transmission
Community
transmission

Clusters of cases

Clusters of cases


Clusters of cases

Clusters of cases

Clusters of cases
Sporadic cases
Sporadic cases

Clusters of cases
Sporadic cases
Community
transmission
Sporadic cases
Sporadic cases
Sporadic cases
No cases
No cases
No cases
No cases
No cases
No cases
No cases
No cases
No cases
No cases

No cases



Sporadic cases

Clusters of cases

Sporadic cases


Pending

Sporadic cases

No cases

No Cases

No Cases



Clusters of cases

Community

transmission

Community

transmission

Community

transmission

Clusters of cases

Community

transmission

Community

transmission

Community

transmission

Community

transmission

Community

transmission

Community

transmission

Community

transmission

Community

transmission

Community

transmission

Clusters of cases
Community
transmission
Community
transmission
Community
transmission
Community
transmission
Community
transmission

Clusters of cases
Community
transmission
Community
transmission

Clusters of cases
Community
transmission

Clusters of cases
Community
transmission

Clusters of cases
Community
transmission
Community
transmission
Community
transmission

Clusters of cases
Community
transmission
Community
transmission
Community
transmission
Sporadic cases

Clusters of cases
Community
transmission

Clusters of cases

Clusters of cases

Clusters of cases

Clusters of cases

Clusters of cases

Clusters of cases

Clusters of cases
Community
transmission

Clusters of cases
Pending
Community
transmission
Community
transmission
Community
transmission
Sporadic cases
Sporadic cases
Sporadic cases
No cases


Community
transmission
Community
transmission

Clusters of cases
No cases
Sporadic cases

Community
transmission
Community
transmission
Community
transmission
Community
transmission
Community
transmission

Clusters of cases
Community
transmission
Community
transmission
Community
transmission
Community
transmission

Clusters of cases
Community
transmission
Community
transmission

Clusters of cases
Community
transmission

Community
transmission





Community
transmission
Community
transmission
Community
transmission

Community
transmission
Community
transmission

Clusters of cases
Community
transmission
Community
transmission
Community
transmission
Community
transmission
Community
transmission

Clusters of cases
Community
transmission

Clusters of cases

Community
transmission
Community
transmission
Community
transmission
Community
transmission
Community
transmission
Community
transmission
Community
transmission
Community
transmission
Community
transmission
Sporadic cases
Community
transmission

