

Reporting Country/ Territory/Area	Total confirmed cases	Total confirmed new cases	Total deaths	Total new deaths
--------------------------------------	-----------------------------	---------------------------------	--------------	---------------------

Western Pacific Region

Philippines	3417216	29828	53472	66
Malaysia	2832945	3856	31892	9
Japan	2169653	48411	18506	16
Viet Nam	2141422	14978	36719	123
Australia	1657485	31660	3103	40
Republic of Korea	741413	7513	6565	25
Mongolia	428368	2089	2021	1
Singapore	313772	3496	848	1
China	137350	286	5700	0
Lao People's Democratic Rep	129953	417	526	2
Cambodia	121026	26	3015	0
Fiji	60931	0	768	0
Papua New Guinea	36480	0	597	0
Brunei Darussalam	16132	48	59	0
New Zealand	15250	75	52	0
Palau	502	119	0	0
Solomon Islands	289	0	0	0
Kiribati	59	20	0	0
Samoa	17	0	0	0
Vanuatu	7	0	0	0
Marshall Islands	4	0	0	0
Tonga	1	0	0	0
Kiribati	0	0	0	0
Micronesia (Federated States)	0	0	0	0
Nauru	0	0	0	0
Niue	0	0	0	0
Tuvalu	0	0	0	0

Territories				
French Polynesia	47656	0	636	0
Guam	20567	0	276	0
New Caledonia	15331	0	282	0
Northern Mariana Islands (C	4246	38	22	0
Wallis and Futuna	453	0	7	0
American Samoa	18	0	0	0
Pitcairn Islands	0	0	0	0
Tokelau	0	0	0	0

Sub-Total	14308546	142860	165066	283
Sub-Total - without China	11475601	139004	133174	274

European Region				
France	16286388	301324	125921	115
The United Kingdom	15859292	74800	153862	75
Russian Federation	11108191	0	326767	655
Turkey	10946238	65503	85969	185
Italy	9923678	142487	143523	227
Spain	8834364	0	91599	0
Germany	8744840	63393	116746	28
Poland	4547315	29097	103846	2
Netherlands	3889669	65393	21211	1
Ukraine	3870370	12915	99282	67
Czechia	2763800	12935	37050	16
Belgium	2697239	0	28780	0
Israel	2385826	83088	8454	16
Portugal	2221825	45569	19569	30

Romania	2017129	14088	59547	22
Switzerland	1871445	0	12164	0
Greece	1793311	12108	22635	86
Sweden	1784005	0	15674	0
Austria	1609872	22190	13519	1
Serbia	1544900	12159	13271	32
Hungary	1441385	39928	40944	122
Denmark	1397833	42018	3608	12
Kazakhstan	1243220	11364	18391	9
Ireland	1145968	4731	6087	0
Georgia	1059392	7947	14732	31
Slovakia	921422	3503	17675	32
Bulgaria	880228	2847	32664	28
Croatia	877060	7095	13407	36
Belarus	726860	1957	5933	17
Azerbaijan	633731	1697	8610	13
Norway	622753	1288	1414	0
Lithuania	612500	3942	7762	4
Slovenia	603341	13883	6250	0
Finland	426826	0	1815	0
Republic of Moldova	409397	2394	10522	9
Armenia	352399	688	8028	0

Latvia	335541	5972	4795	9
Bosnia and Herzegovina	333131	938	14026	21
Estonia	296466	5040	2008	3
North Macedonia	256281	1424	8218	15
Albania	248070	1658	3305	8
Cyprus	239073	1813	712	3
Uzbekistan	215063	1296	1542	2
Montenegro	213135	965	2507	2
Kyrgyzstan	195820	426	2851	2
Luxembourg	137570	0	943	0
Malta	65866	273	532	7
Iceland	58409	1296	44	0
Andorra	33025	0	144	0
Tajikistan	17578	26	125	0
San Marino	11786	13	108	0
Liechtenstein	7874	0	68	0
Monaco	7583	132	45	0
Holy See	26	0	0	0
Turkmenistan	0	0	0	0
Territories				
Kosovo[1]	181403	2957	2988	1
Jersey	27591	0	96	0
Isle of Man	20586	0	70	0
Faroe Islands	14340	518	17	0
Gibraltar	11810	175	100	0

Guernsey	10641	0	30	0
Greenland	9485	0	4	0
Sub-Total	131002165	1127253	1742509	1944

South-East Asia Region

India	39543328	306064	489848	439
Indonesia	4289305	2927	144227	7
Thailand	2384639	7139	22045	13
Bangladesh	1699964	14828	28238	15
Nepal	918448	8054	11659	4
Sri Lanka	601886	0	15299	0
Myanmar	534071	0	19310	0
Maldives	117461	0	269	0
Timor-Leste	19869	1	122	0
Bhutan	3811	162	3	0
Democratic People's Republic of Korea	0	0	0	0
Sub-Total	50112782	339175	731020	478

Eastern Mediterranean Region

Iran (Islamic Republic of)	6250490	5144	132230	28
Iraq	2154237	4931	24287	4
Pakistan	1367605	7586	29097	20
Jordan	1141048	6951	13073	11
Morocco	1098413	4435	15132	19
Lebanon	865229	6381	9487	13

Tunisia	853905	7144	25988	34
United Arab Emirates	825699	2813	2214	3
Saudi Arabia	652354	4535	8920	2
Kuwait	497454	4347	2486	1
Egypt	410098	1603	22368	38
Libya	405425	2281	5921	14
Bahrain	330621	3155	1399	0
Qatar	323345	2981	634	1
Oman	322438	1315	4128	3
Afghanistan	159682	134	7393	3
Sudan	55149	0	3404	0
Syrian Arab Republic	50985	42	2968	3
Somalia	24322	0	1335	0
Djibouti	15311	40	189	0
Yemen	10585	0	1995	0
occupied Palestinian territor	484979	2000	5056	7
Sub-total	18299374	67818	319704	204
Region of the Americas				
United States of America	69727991	763485	858470	3545
Brazil	23909175	157393	622801	238
Argentina	7792652	98146	119103	134

Colombia	5714092	28027	132023	199
Mexico	4646957	51368	303085	364
Peru	2894215	54696	204141	147
Canada	2868862	0	32220	0
Chile	1965393	15718	39512	15
Cuba	1022112	3508	8363	5
Bolivia (Plurinational State of	804677	0	20570	0
Guatemala	669012	2995	16263	18
Ecuador	664664	0	34287	0
Costa Rica	643496	0	7451	0
Panama	637519	10629	7583	9
Uruguay	580066	11029	6303	19
Dominican Republic	539580	2813	4287	2
Paraguay	532648	3970	16953	18
Venezuela (Bolivarian Repub	467864	2401	5402	3
Honduras	387515	0	10469	0
El Salvador	127012	0	3855	4
Jamaica	119565	838	2594	22
Trinidad and Tobago	105969	0	3286	0
Suriname	69741	466	1237	6
Guyana	56585	957	1130	8

Belize	45753	0	616	0
Barbados	39212	1041	275	1
Bahamas	31915	0	726	0
Haiti	28250	0	780	0
Saint Lucia	19468	283	316	0
Nicaragua	13646	0	219	0
Grenada	11303	113	205	0
Dominica	8421	0	49	0
Saint Vincent and the Grenac	6615	0	90	0
Antigua and Barbuda	5931	0	122	0
Saint Kitts and Nevis	5254	24	28	0
Territories				
Puerto Rico	442080	3714	3696	23
Martinique	77075	0	821	0
Guadeloupe	73660	0	835	0
French Guiana	72819	0	359	0
Curaçao	35307	0	210	0
Aruba	31835	0	187	0
United States Virgin Islands	14398	97	96	1
Cayman Islands	13734	0	15	0
Bermuda	9766	0	112	0
Saint Martin	9143	0	40	0

Sint Maarten	8965	0	77	0
British Virgin Islands	5649	0	47	0
Bonaire	5594	0	26	0
Turks and Caicos Islands	5570	46	33	0
Saint Barthélemy	3282	0	4	0
Anguilla	2187	0	7	0
Saint Pierre and Miquelon	482	15	0	0
Sint Eustatius	280	0	1	0
Saba	198	0	0	0
Montserrat	155	3	1	0
Falkland Islands (Malvinas)	86	0	0	0

Sub-total	127975395	1213775	2471381	4781
------------------	------------------	----------------	----------------	-------------

African Region

South Africa	3581359	1931	94177	114
Ethiopia	462107	374	7244	8
Kenya	320229	91	5554	23
Zambia	301630	427	3895	5
Nigeria	252187	228	3124	0
Botswana	243946	0	2544	0
Algeria	236670	2134	6495	14
Zimbabwe	228254	75	5294	2
Mozambique	222596	181	2157	4
Uganda	160419	0	3479	0
Ghana	155496	605	1367	10
Namibia	155027	0	3902	0

Rwanda	128009	107	1432	0
Cameroon	114113	0	1867	0
Angola	96582	680	1888	2
Democratic Republic of the C	84519	0	1278	0
Senegal	84295	177	1925	2
Malawi	83823	58	2523	4
Côte d'Ivoire	80176	62	779	1
Mauritius	70218	0	786	0
Eswatini	68081	20	1369	2
Mauritania	57384	212	927	3
Madagascar	57375	0	1223	0
Cabo Verde	55306	50	389	2
Gabon	45909	0	300	0
Burundi	37042	0	14	0
Togo	36313	33	266	0
Guinea	35857	0	414	0
Seychelles	35178	390	136	0
United Republic of Tanzania	32393	0	753	0
Lesotho	32049	150	690	0
Mali	29678	80	705	1
Benin	26309	0	163	0

Congo	23485	105	371	0
Burkina Faso	20514	0	353	0
South Sudan	16711	18	137	0
Equatorial Guinea	15690	0	179	0
Central African Republic	13509	0	109	0
Gambia	11572	0	347	0
Eritrea	9297	47	93	2
Niger	8544	2	296	1
Comoros	7812	19	159	0
Sierra Leone	7590	28	125	0
Guinea-Bissau	7293	0	153	0
Liberia	7243	35	289	1
Chad	6889	0	185	0
Sao Tome and Principe	5832	16	69	1
Territories				
Réunion	133617	0	462	0
Mayotte	35966	275	187	0
Saint Helena	0	0	0	0
	7942093	8610	162573	202
Subtotal all regions - without China	346807410	2895635	5560361	7883
Other	764	0	13	0

Grand total - without China	346808174	2895635	5560374	7883
Grand total with China	349641119	2899491	5592266	7892

Transmission
classification

Community
transmission
Community
transmission

Clusters of cases

Clusters of cases


Clusters of cases

Clusters of cases

Clusters of cases
Sporadic cases
Sporadic cases

Clusters of cases
Sporadic cases
Community
transmission
Sporadic cases
Sporadic cases
Sporadic cases
No cases
No cases
No cases
No cases
No cases
No cases
No cases
No cases
No cases
No cases

No cases



Sporadic cases

Clusters of cases

Sporadic cases

Pending

Sporadic cases

No cases

No Cases

No Cases



Clusters of cases

Community

transmission

Community

transmission

Community

transmission

Clusters of cases

Community

transmission

Community

transmission

Community

transmission

Community

transmission

Community

transmission

Community

transmission

Community

transmission

Community

transmission

Community

transmission

Clusters of cases
Community
transmission
Community
transmission
Community
transmission
Community
transmission
Community
transmission

Clusters of cases
Community
transmission
Community
transmission

Clusters of cases
Community
transmission

Clusters of cases
Community
transmission

Clusters of cases
Community
transmission
Community
transmission
Community
transmission

Clusters of cases
Community
transmission
Community
transmission
Community
transmission
Sporadic cases

Clusters of cases
Community
transmission

Clusters of cases

Clusters of cases

Clusters of cases

Clusters of cases

Clusters of cases

Clusters of cases

Clusters of cases
Community
transmission

Clusters of cases
Pending
Community
transmission
Community
transmission
Community
transmission
Sporadic cases
Sporadic cases
Sporadic cases
No cases


Community
transmission
Community
transmission

Clusters of cases
No cases
Sporadic cases

Community
transmission
Community
transmission
Community
transmission
Community
transmission
Community
transmission

Clusters of cases
Community
transmission
Community
transmission
Community
transmission
Community
transmission

Clusters of cases
Community
transmission
Community
transmission

Clusters of cases
Community
transmission

Community
transmission





Community
transmission
Community
transmission
Community
transmission

Community
transmission
Community
transmission

Clusters of cases
Community
transmission
Community
transmission
Community
transmission
Community
transmission
Community
transmission

Clusters of cases
Community
transmission

Clusters of cases

Community
transmission
Community
transmission
Community
transmission
Community
transmission
Community
transmission
Community
transmission
Community
transmission
Community
transmission
Community
transmission
Sporadic cases
Community
transmission

