

Reporting Country/ Territory/Area	Total confirmed cases	Total confirmed new cases	Total deaths	Total new deaths
--------------------------------------	-----------------------------	---------------------------------	--------------	---------------------

Western Pacific Region

Philippines	3293625	22958	53044	82
Malaysia	2817163	3229	31831	13
Viet Nam	2078087	15959	36114	142
Japan	1972893	39841	18457	13
Australia	1506602	48832	2841	86
Republic of Korea	712503	6603	6480	28
Mongolia	411368	0	2016	0
Singapore	296077	1615	844	1
China	136577	136	5700	0
Lao People's Democratic Rep	127347	1281	507	7
Cambodia	120877	30	3015	0
Fiji	60509	347	752	6
Papua New Guinea	36446	0	596	0
Brunei Darussalam	15986	29	59	0
New Zealand	14959	85	52	0
Palau	189	22	0	0
Kiribati	37	0	0	0
Solomon Islands	33	0	0	0
Vanuatu	7	0	0	0
Marshall Islands	4	0	0	0
Samoa	2	0	0	0
Tonga	1	0	0	0
Kiribati	0	0	0	0
Micronesia (Federated States)	0	0	0	0
Nauru	0	0	0	0
Niue	0	0	0	0
Tuvalu	0	0	0	0

Territories				
French Polynesia	47275	0	636	0
Guam	19882	734	276	2
New Caledonia	14663	370	282	0
Northern Mariana Islands (C	4067	53	21	0
Wallis and Futuna	453	0	7	0
American Samoa	18	0	0	0
Pitcairn Islands	0	0	0	0
Tokelau	0	0	0	0

Sub-Total	13687650	142124	163530	380
Sub-Total - without China	10870487	138895	131699	367

European Region				
The United Kingdom	15506754	107450	152872	359
France	14779277	432853	125173	227
Russian Federation	10938261	38850	324060	684
Turkey	10663481	72615	85253	176
Italy	9219391	200966	142205	380
Spain	8676916	55350	91437	18
Germany	8320386	133536	116315	234
Poland	4406553	32835	103378	315
Ukraine	3799382	18479	98843	131
Netherlands	3680896	38282	21178	10
Czechia	2678767	25989	36972	12
Belgium	2575313	22	28726	4
Israel	2035432	30772	8362	4
Portugal	2003169	52549	19413	33

Romania	1944916	16610	59385	58
Switzerland	1793851	97	12128	0
Greece	1723496	20100	22285	88
Sweden	1700336	37886	15625	1
Austria	1505501	30085	13494	8
Serbia	1484516	17318	13152	28
Hungary	1385500	15526	40757	71
Denmark	1232238	38759	3535	16
Kazakhstan	1185927	15995	18350	12
Ireland	1122428	6843	6087	52
Georgia	1021943	6351	14582	27
Slovakia	896798	6011	17520	61
Bulgaria	851945	10160	32431	93
Croatia	836807	10427	13257	45
Belarus	719485	1387	5866	16
Azerbaijan	628166	1151	8550	9
Lithuania	589074	7057	7708	9
Slovenia	559312	12285	6203	0
Norway	554778	2096	1413	1
Finland	416079	870	1790	0
Republic of Moldova	396678	3255	10470	8
Armenia	349329	621	8026	1

Bosnia and Herzegovina	324026	2992	13912	24
Latvia	314142	5082	4759	17
Estonia	278498	3840	1994	4
North Macedonia	249704	2051	8153	7
Albania	239129	2643	3283	6
Cyprus	233082	2226	689	0
Uzbekistan	209578	1307	1529	4
Montenegro	208166	1460	2485	6
Kyrgyzstan	193028	870	2842	4
Luxembourg	131644	2551	941	1
Malta	64716	342	514	5
Iceland	53121	1586	44	0
Andorra	31572	991	144	0
Tajikistan	17493	0	125	0
San Marino	11278	201	106	1
Liechtenstein	7671	0	67	0
Monaco	7041	98	45	1
Holy See	26	0	0	0
Turkmenistan	0	0	0	0
Territories				
Kosovo[1]	169589	2050	2985	0
Jersey	27049	314	94	0
Isle of Man	20306	127	70	0
Faroe Islands	11948	635	15	0
Gibraltar	11216	152	100	0

Guernsey	10564	55	30	0
Greenland	9014	224	4	2
Sub-Total	125016682	1533235	1731731	3273

South-East Asia Region

India	38218773	317532	487693	491
Indonesia	4277644	2116	144199	7
Thailand	2353062	8129	21987	19
Bangladesh	1653182	10888	28180	4
Nepal	887769	10052	11632	4
Sri Lanka	598536	0	15243	0
Myanmar	533604	0	19306	0
Maldives	108732	0	265	0
Timor-Leste	19866	0	122	0
Bhutan	3317	88	3	0
Democratic People's Republic of Korea	0	0	0	0
Sub-Total	48654485	348805	728630	525

Eastern Mediterranean Region

Iran (Islamic Republic of)	6231909	4060	132132	19
Iraq	2131500	6234	24267	5
Pakistan	1338993	5472	29037	8
Jordan	1117397	6216	13028	14
Morocco	1068941	9355	15025	13
Lebanon	840514	6643	9429	17

Tunisia	817051	12698	25881	35
United Arab Emirates	813931	2902	2200	2
Saudi Arabia	632736	5928	8912	2
Kuwait	479640	4337	2480	1
Egypt	403990	1379	22238	33
Libya	400113	1173	5874	11
Bahrain	317385	3459	1398	0
Oman	316472	1619	4124	2
Qatar	310779	3723	631	1
Afghanistan	159070	96	7386	3
Sudan	53959	0	3393	0
Syrian Arab Republic	50821	37	2956	3
Somalia	24261	0	1335	0
Djibouti	15134	45	189	0
Yemen	10507	58	1995	3
occupied Palestinian territor	479343	1259	5036	5
Sub-total	18014446	76693	318946	177
Region of the Americas				
United States of America	67437353	1182465	849276	2629
Brazil	23211894	137103	621517	351
Argentina	7318305	120982	118420	189

Colombia	5596917	28849	131268	138
Mexico	4434758	49343	301789	320
Canada	2822614	21163	31827	148
Peru	2668224	36398	203645	95
Chile	1902657	9542	39431	4
Cuba	1008616	2967	8348	3
Bolivia (Plurinational State of	774227	10835	20377	86
Guatemala	656456	2901	16191	12
Ecuador	629507	0	34232	0
Costa Rica	625952	5365	7425	4
Panama	591843	11519	7545	17
Uruguay	531452	10630	6253	5
Dominican Republic	517611	7153	4274	5
Paraguay	509795	5415	16866	22
Venezuela (Bolivarian Repub	458731	2090	5387	4
Honduras	385964	602	10458	2
El Salvador	123577	0	3840	3
Jamaica	116084	1098	2555	4
Trinidad and Tobago	102024	648	3224	16
Suriname	66633	1351	1221	5
Guyana	53178	1975	1101	6

Belize	43115	1248	611	0
Barbados	36386	0	271	0
Bahamas	31549	173	719	0
Haiti	28030	0	780	0
Saint Lucia	17871	205	316	2
Nicaragua	13646	0	219	0
Grenada	10427	726	204	1
Dominica	7957	0	48	0
Saint Vincent and the Grenac	6604	0	88	0
Antigua and Barbuda	5346	0	121	0
Saint Kitts and Nevis	5065	39	28	0
Territories				
Puerto Rico	423221	4305	3563	21
Guadeloupe	73660	0	835	0
French Guiana	71476	993	356	4
Martinique	71193	2262	813	0
Curaçao	34368	426	207	1
Aruba	31338	661	186	2
United States Virgin Islands	14028	127	94	0
Cayman Islands	12023	0	14	0
Bermuda	9144	0	110	0
Sint Maarten	8798	118	75	0

Saint Martin	7517	0	40	0
British Virgin Islands	5449	0	47	0
Bonaire	5366	61	26	0
Turks and Caicos Islands	5195	85	30	0
Saint Barthélemy	2952	0	4	0
Anguilla	2187	78	7	0
Saint Pierre and Miquelon	583	59	0	0
Sint Eustatius	261	0	0	0
Saba	194	6	0	0
Montserrat	148	2	1	0
Falkland Islands (Malvinas)	85	0	0	0

Sub-total	123529554	1661968	2456283	4099
------------------	------------------	----------------	----------------	-------------

African Region

South Africa	3568900	4322	93707	156
Ethiopia	459959	473	7190	6
Kenya	319011	762	5520	16
Zambia	299172	1140	3877	4
Nigeria	251571	230	3117	1
Botswana	239887	0	2534	0
Algeria	228918	1359	6443	8
Zimbabwe	226887	0	5266	0
Mozambique	220908	667	2140	4
Uganda	159521	251	3459	10
Namibia	154756	220	3864	41
Ghana	154190	0	1350	0

Rwanda	126685	552	1417	4
Cameroon	109666	0	1853	0
Angola	94275	0	1870	0
Democratic Republic of the C	84198	1214	1278	0
Senegal	83487	313	1913	1
Malawi	83219	244	2491	11
Côte d'Ivoire	79558	123	764	1
Mauritius	70094	132	786	0
Eswatini	67975	40	1365	0
Mauritania	56296	438	914	3
Madagascar	55827	0	1169	0
Cabo Verde	54891	254	382	2
Gabon	45405	0	299	0
Burundi	36868	83	14	0
Togo	36056	0	263	0
Guinea	35719	117	410	2
Seychelles	33386	536	136	3
United Republic of Tanzania	32393	0	753	0
Lesotho	31899	29	690	2
Mali	29258	218	701	9
Benin	26309	0	163	0

Congo	23244	0	371	0
Burkina Faso	20249	0	339	0
South Sudan	16627	20	137	1
Equatorial Guinea	15558	66	178	0
Central African Republic	13509	190	109	1
Gambia	11572	0	347	0
Eritrea	9115	30	89	0
Niger	8472	13	293	0
Comoros	7784	39	159	0
Sierra Leone	7562	18	125	0
Guinea-Bissau	7222	82	153	0
Liberia	7208	87	288	1
Chad	6889	0	185	0
Sao Tome and Principe	5651	17	66	0
Territories				
Réunion	133617	0	462	0
Mayotte	35189	0	186	0
Saint Helena	0	0	0	0
	7886612	14279	161585	287
Subtotal all regions - without China	333972266	3773875	5528874	8728
Other	764	0	13	0

Grand total - without China	333973030	3773875	5528887	8728
Grand total with China	336790193	3777104	5560718	8741

Transmission
classification

Community
transmission
Community
transmission

Clusters of cases

Clusters of cases

Clusters of cases

Clusters of cases

Clusters of cases
Sporadic cases
Sporadic cases

Clusters of cases
Sporadic cases
Community
transmission
Sporadic cases
Sporadic cases
Sporadic cases

No cases

No cases

No cases

No cases

No cases

No cases

No cases

No cases

No cases

No cases

No cases

Clusters of cases
Community
transmission
Community
transmission
Community
transmission
Community
transmission
Community
transmission

Clusters of cases
Community
transmission
Community
transmission

Clusters of cases
Community
transmission

Clusters of cases
Community
transmission

Clusters of cases
Community
transmission
Community
transmission
Community
transmission

Clusters of cases
Community
transmission
Community
transmission
Community
transmission
Sporadic cases

Clusters of cases
Community
transmission

Clusters of cases

Clusters of cases

Clusters of cases

Clusters of cases

Clusters of cases

Clusters of cases

Clusters of cases
Community
transmission

Clusters of cases
Pending
Community
transmission
Community
transmission
Community
transmission
Sporadic cases
Sporadic cases
Sporadic cases
No cases

Community
transmission
Community
transmission

Clusters of cases
No cases
Sporadic cases

Community
transmission
No cases



Clusters of cases
Community
transmission
Community
transmission
Community
transmission

Clusters of cases

Clusters of cases

Clusters of cases

Clusters of cases
Community
transmission

Clusters of cases

No cases




Community
transmission
Community
transmission
Community
transmission
Community
transmission
Community
transmission
Community
transmission


Community
transmission
Community
transmission
Community
transmission
Community
transmission
Community
transmission

Clusters of cases
Community
transmission
Community
transmission
Community
transmission
Community
transmission

Clusters of cases
Community
transmission
Community
transmission

Clusters of cases
Community
transmission

Community
transmission





Community
transmission
Community
transmission
Community
transmission

Community
transmission
Community
transmission

Clusters of cases
Community
transmission
Community
transmission
Community
transmission
Community
transmission
Community
transmission

Clusters of cases
Community
transmission

Clusters of cases

Community
transmission
Community
transmission
Community
transmission
Community
transmission
Community
transmission
Community
transmission
Community
transmission
Community
transmission
Community
transmission
Community
transmission
Sporadic cases
Community
transmission

