

Reporting Country/ Territory/Area	Total confirmed cases	Total confirmed new cases	Total deaths	Total new deaths
--------------------------------------	-----------------------------	---------------------------------	--------------	---------------------

### Western Pacific Region

Philippines	3270758	28471	52962	33
Malaysia	2813934	3245	31818	9
Viet Nam	2062128	16838	35972	184
Japan	1933052	29862	18444	10
Australia	1465345	42629	2755	61
Republic of Korea	705902	5805	6452	74
Mongolia	411368	0	2016	0
Singapore	294462	1448	843	0
China	136441	171	5700	0
Lao People's Democratic Rep	126066	733	500	3
Cambodia	120847	22	3015	0
Fiji	59785	0	746	0
Papua New Guinea	36446	0	596	0
Brunei Darussalam	15957	56	59	0
New Zealand	14874	80	52	0
Palau	167	18	0	0
Kiribati	37	37	0	0
Solomon Islands	33	2	0	0
Vanuatu	7	0	0	0
Marshall Islands	4	0	0	0
Samoa	2	0	0	0
Tonga	1	0	0	0
Kiribati	0	0	0	0
Micronesia (Federated States)	0	0	0	0
Nauru	0	0	0	0
Niue	0	0	0	0
Tuvalu	0	0	0	0

Territories				
French Polynesia	47275	0	636	0
Guam	17967	0	274	0
New Caledonia	14157	328	282	0
Northern Mariana Islands (C	4014	43	21	0
Wallis and Futuna	453	0	7	0
American Samoa	18	0	0	0
Pitcairn Islands	0	0	0	0
Tokelau	0	0	0	0

Sub-Total	13551500	129788	163150	374
Sub-Total - without China	10737566	126543	131332	365

European Region				
The United Kingdom	15399304	93890	152513	438
France	14346424	428429	124946	336
Russian Federation	10899411	33899	323376	698
Turkey	10590866	69658	85077	157
Italy	9018425	228123	141825	434
Spain	8424504	0	90993	0
Germany	8186850	112323	116081	239
Poland	4373718	30588	103062	376
Ukraine	3780903	12815	98712	163
Netherlands	3642696	31426	21168	10
Czechia	2652685	28469	36937	6
Belgium	2521462	29	28695	3
Portugal	1950620	43729	19380	46
Romania	1928306	16760	59327	70

Israel	1927150	65259	8347	10
Switzerland	1756015	117	12103	0
Greece	1703396	23691	22197	110
Sweden	1657611	23612	15558	2
Austria	1475416	15672	13486	17
Serbia	1467198	18006	13124	26
Hungary	1369974	14890	40686	85
Denmark	1193479	33493	3519	14
Kazakhstan	1169932	14061	18338	12
Ireland	1115585	5767	6035	0
Georgia	1015592	8728	14555	43
Slovakia	890787	6183	17459	61
Bulgaria	841785	11181	32338	91
Croatia	826380	7548	13212	55
Belarus	718098	1064	5850	14
Azerbaijan	627015	930	8541	12
Lithuania	581823	6466	7696	15
Slovenia	547013	8681	6194	0
Norway	538784	2319	1412	10
Finland	407711	1421	1762	0
Republic of Moldova	393423	2681	10462	10
Armenia	348708	563	8025	3

Bosnia and Herzegovina	321034	3342	13888	47
Latvia	309060	3706	4742	8
Estonia	274658	3158	1990	3
North Macedonia	247663	2269	8139	13
Albania	236486	2832	3277	6
Cyprus	230856	2200	689	5
Uzbekistan	208271	1214	1525	3
Montenegro	206671	1773	2479	5
Kyrgyzstan	192158	870	2838	2
Luxembourg	129092	1327	940	2
Malta	64374	379	509	3
Iceland	51535	1563	44	0
Andorra	29888	0	142	0
Tajikistan	17493	0	125	0
San Marino	11077	221	105	2
Liechtenstein	7482	0	67	0
Monaco	6943	106	44	0
Holy See	26	0	0	0
Turkmenistan	0	0	0	0
Territories				
Kosovo[1]	167539	720	2985	1
Jersey	26735	328	94	2
Isle of Man	20179	92	70	0
Faroe Islands	11313	729	15	0
Gibraltar	11064	129	100	0

Guernsey	10509	64	30	0
Greenland	8790	765	2	0
<b>Sub-Total</b>	<b>123089945</b>	<b>1430258</b>	<b>1727830</b>	<b>3668</b>

#### South-East Asia Region

India	37901241	282970	487202	441
Indonesia	4275528	1745	144192	9
Thailand	2344933	7122	21968	12
Bangladesh	1642294	9500	28176	12
Nepal	877717	9502	11628	4
Sri Lanka	597707	0	15231	0
Myanmar	533408	0	19305	0
Maldives	106595	0	265	0
Timor-Leste	19866	1	122	0
Bhutan	3229	59	3	0
Democratic People's Republic of Korea	0	0	0	0
<b>Sub-Total</b>	<b>48302518</b>	<b>310899</b>	<b>728092</b>	<b>478</b>

#### Eastern Mediterranean Region

Iran (Islamic Republic of)	6227849	3653	132113	18
Iraq	2125266	6487	24262	10
Pakistan	1333521	5034	29029	10
Jordan	1111181	5175	13014	10
Morocco	1059586	7756	15012	18
Lebanon	833871	7592	9412	15

United Arab Emirates	811029	2792	2198	3
Tunisia	804353	12436	25846	29
Saudi Arabia	626808	5873	8910	2
Kuwait	475303	4825	2479	2
Egypt	402611	1303	22205	26
Libya	398940	885	5863	10
Oman	314853	1315	4122	0
Bahrain	313926	3020	1398	0
Qatar	307056	3816	630	3
Afghanistan	158974	148	7383	2
Sudan	53080	0	3390	0
Syrian Arab Republic	50784	36	2953	3
Somalia	24261	0	1335	0
Djibouti	15089	105	189	0
Yemen	10449	41	1992	1
occupied Palestinian territor	478084	933	5031	4
<b>Sub-total</b>	<b>17936874</b>	<b>73225</b>	<b>318766</b>	<b>166</b>
<b>Region of the Americas</b>				
United States of America	66254888	848031	846647	1096
Brazil	23074791	74134	621166	121
Argentina	7197323	102458	118231	191

Colombia	5568068	24272	131130	134
Mexico	4385415	14	301469	0
Canada	2801451	23606	31679	135
Peru	2631826	25700	203550	86
Chile	1893115	7575	39427	1
Cuba	1005649	6456	8345	4
Bolivia (Plurinational State of	763392	9057	20291	37
Guatemala	653555	384	16179	3
Ecuador	629507	4448	34232	5
Costa Rica	620587	2825	7421	6
Panama	580324	5468	7528	8
Uruguay	520822	7981	6248	5
Dominican Republic	510458	5544	4269	0
Paraguay	504380	3191	16844	23
Venezuela (Bolivarian Repub	456641	1618	5383	3
Honduras	384077	0	10454	0
El Salvador	123577	0	3837	3
Jamaica	113438	0	2536	0
Trinidad and Tobago	101376	382	3208	11
Suriname	65282	1404	1216	3
Guyana	51203	0	1095	0

Belize	41867	1255	611	3
Barbados	35734	0	269	0
Bahamas	31105	0	719	0
Haiti	27973	0	780	0
Saint Lucia	17666	135	314	0
Nicaragua	13646	57	219	1
Grenada	9701	0	203	0
Dominica	7957	0	48	0
Saint Vincent and the Grenac	6604	42	88	3
Antigua and Barbuda	5346	25	121	1
Saint Kitts and Nevis	5026	58	28	0
Territories				
Puerto Rico	418916	498	3542	22
Guadeloupe	73660	0	835	0
French Guiana	70483	1102	352	4
Martinique	68931	3551	813	8
Curaçao	33942	2013	206	7
Aruba	30677	983	184	0
United States Virgin Islands	13901	141	94	3
Cayman Islands	12023	0	14	0
Bermuda	9144	603	110	0
Sint Maarten	8680	430	75	0



Saint Martin	7517	0	40	0
British Virgin Islands	5449	194	47	5
Bonaire	5305	558	26	1
Turks and Caicos Islands	5110	0	30	0
Saint Barthélemy	2952	0	4	0
Anguilla	2109	0	7	0
Saint Pierre and Miquelon	524	0	0	0
Sint Eustatius	261	35	0	0
Saba	188	8	0	0
Montserrat	146	7	1	0
Falkland Islands (Malvinas)	85	0	0	0

<b>Sub-total</b>	<b>121863773</b>	<b>1166243</b>	<b>2452165</b>	<b>1933</b>
------------------	------------------	----------------	----------------	-------------

#### African Region

South Africa	3564578	3657	93551	100
Ethiopia	459486	1283	7184	22
Kenya	318249	392	5504	5
Zambia	298032	1215	3873	7
Nigeria	251341	163	3116	6
Botswana	239887	0	2534	0
Algeria	227559	810	6435	12
Zimbabwe	226887	427	5266	8
Mozambique	220241	851	2136	4
Uganda	159270	527	3449	25
Namibia	154536	0	3823	0
Ghana	154190	676	1350	7

Rwanda	126133	565	1413	2
Cameroon	109666	0	1853	0
Angola	94275	581	1870	7
Senegal	83174	188	1912	3
Democratic Republic of the C	82984	0	1278	0
Malawi	82975	183	2480	6
Côte d'Ivoire	79435	162	763	2
Mauritius	69962	0	786	0
Eswatini	67935	57	1365	2
Mauritania	55858	463	911	2
Madagascar	55827	0	1169	0
Cabo Verde	54637	270	380	2
Gabon	45405	0	299	0
Burundi	36785	49	14	0
Togo	36056	106	263	2
Guinea	35602	0	408	0
Seychelles	32850	208	133	7
United Republic of Tanzania	32393	998	753	8
Lesotho	31870	136	688	1
Mali	29040	284	692	0
Benin	26309	273	163	1

Congo	23244	0	371	0
Burkina Faso	20249	0	339	0
South Sudan	16607	60	136	0
Equatorial Guinea	15492	0	178	0
Central African Republic	13319	0	108	0
Gambia	11572	0	347	0
Eritrea	9085	83	89	1
Niger	8459	46	293	0
Comoros	7745	0	159	0
Sierra Leone	7544	2	125	0
Guinea-Bissau	7140	106	153	1
Liberia	7121	0	287	0
Chad	6889	0	185	0
Sao Tome and Principe	5634	65	66	0
Territories				
Réunion	133617	31401	462	27
Mayotte	35189	286	186	0
Saint Helena	0	0	0	0
	7872333	46573	161298	270
Subtotal all regions - without China	329803009	3153741	5519483	6880
Other	764	0	13	0

Grand total - without China	329803773	3153741	5519496	6880
Grand total with China	332617707	3156986	5551314	6889

Transmission  
classification

Community  
transmission  
Community  
transmission

Clusters of cases

Clusters of cases


Clusters of cases

Clusters of cases

Clusters of cases  
Sporadic cases  
Sporadic cases

Clusters of cases  
Sporadic cases  
Community  
transmission  
Sporadic cases  
Sporadic cases  
Sporadic cases  
No cases  
No cases  
No cases  
No cases  
No cases  
No cases  
No cases  
No cases  
No cases  
No cases

No cases



Sporadic cases

Clusters of cases

Sporadic cases


Pending

Sporadic cases

No cases

No Cases

No Cases



Clusters of cases

Community

transmission

Community

transmission

Community

transmission

Clusters of cases

Community

transmission

Community

transmission

Community

transmission

Community

transmission

Community

transmission

Community

transmission

Community

transmission

Community

transmission

Community

transmission

Clusters of cases  
Community  
transmission  
Community  
transmission  
Community  
transmission  
Community  
transmission  
Community  
transmission

Clusters of cases  
Community  
transmission  
Community  
transmission

Clusters of cases  
Community  
transmission

Clusters of cases  
Community  
transmission

Clusters of cases  
Community  
transmission  
Community  
transmission  
Community  
transmission

Clusters of cases  
Community  
transmission  
Community  
transmission  
Community  
transmission  
Sporadic cases

Clusters of cases  
Community  
transmission

Clusters of cases

Clusters of cases

Clusters of cases

Clusters of cases

Clusters of cases

Clusters of cases

Clusters of cases  
Community  
transmission

Clusters of cases  
Pending  
Community  
transmission  
Community  
transmission  
Community  
transmission  
Sporadic cases  
Sporadic cases  
Sporadic cases  
No cases

Community  
transmission  
Community  
transmission

Clusters of cases  
No cases  
Sporadic cases






Community  
transmission  
Community  
transmission  
Community  
transmission  
Community  
transmission  
Community  
transmission

Clusters of cases  
Community  
transmission  
Community  
transmission  
Community  
transmission  
Community  
transmission

Clusters of cases  
Community  
transmission  
Community  
transmission

Clusters of cases  
Community  
transmission  
  
Community  
transmission




  
Community  
transmission  
Community  
transmission  
Community  
transmission



Community  
transmission  
Community  
transmission

Clusters of cases  
Community  
transmission  
Community  
transmission  
Community  
transmission  
Community  
transmission  
Community  
transmission

Clusters of cases  
Community  
transmission

Clusters of cases  
  
Community  
transmission  
Community  
transmission  
Community  
transmission  
Community  
transmission  
Community  
transmission  
Community  
transmission  
Community  
transmission  
Community  
transmission  
Community  
transmission  
Sporadic cases  
Community  
transmission







