

Reporting Country/ Territory/Area	Total confirmed cases	Total confirmed new cases	Total deaths	Total new deaths
--------------------------------------	-----------------------------	---------------------------------	--------------	---------------------

### Western Pacific Region

Philippines	3242374	37070	52929	22
Malaysia	2810689	2342	31809	16
Viet Nam	2045290	21744	35788	179
Japan	1903190	23351	18434	1
Australia	1425501	47052	2698	30
Republic of Korea	700102	4072	6378	45
Mongolia	411368	2135	2016	3
Singapore	293014	1165	843	0
China	136270	243	5700	0
Lao People's Democratic Rep	125333	602	497	2
Cambodia	120825	29	3015	0
Fiji	59785	329	746	16
Papua New Guinea	36446	0	596	0
Brunei Darussalam	15901	20	59	0
New Zealand	14794	44	52	0
Palau	149	30	0	0
Solomon Islands	31	6	0	0
Vanuatu	7	0	0	0
Marshall Islands	4	0	0	0
Samoa	2	0	0	0
Tonga	1	0	0	0
Cook Islands	0	0	0	0
Kiribati	0	0	0	0
Micronesia (Federated States)	0	0	0	0
Nauru	0	0	0	0
Niue	0	0	0	0
Tuvalu	0	0	0	0

Territories				
French Polynesia	47275	143	636	0
Guam	17967	0	274	0
New Caledonia	13965	293	282	1
Northern Mariana Islands (C	3971	25	21	0
Wallis and Futuna	453	0	7	0
American Samoa	18	0	0	0
Pitcairn Islands	0	0	0	0
Tokelau	0	0	0	0

Sub-Total	13424725	140695	162780	315
Sub-Total - without China	10614036	138353	130971	299

European Region				
The United Kingdom	15305414	84429	152075	85
France	13917995	98813	124610	296
Russian Federation	10865512	31252	322678	688
Turkey	10521208	64935	84920	162
Italy	8790302	83387	141391	287
Spain	8424503	36338	90993	33
Germany	8074527	74405	115842	193
Poland	4343130	19648	102686	377
Ukraine	3768088	8558	98549	188
Netherlands	3611351	42472	21158	3
Czechia	2624121	20270	36910	11
Belgium	2484027	16	28661	3
Romania	1911546	8118	59257	17
Portugal	1906891	21913	19334	31

Israel	1792015	0	8318	0
Switzerland	1726975	26	12089	0
Greece	1679705	18831	22087	103
Sweden	1560363	0	15513	0
Austria	1459744	16049	13469	3
Serbia	1449192	12797	13098	27
Hungary	1355084	6851	40601	94
Denmark	1159986	28780	3505	11
Kazakhstan	1155871	9706	18326	8
Ireland	1109818	6329	6035	0
Georgia	1006864	7521	14512	31
Slovakia	884604	3933	17398	46
Bulgaria	830604	9996	32247	161
Croatia	818832	1397	13157	39
Belarus	717034	1391	5836	12
Azerbaijan	626085	359	8529	8
Lithuania	575357	4755	7681	21
Slovenia	538325	4967	6194	0
Norway	512391	1134	1382	1
Finland	399329	3052	1761	0
Republic of Moldova	390742	1783	10452	8
Armenia	348145	360	8022	2

Bosnia and Herzegovina	317692	1442	13841	68
Latvia	305354	1560	4734	4
Estonia	271500	2301	1987	3
North Macedonia	245398	766	8115	15
Albania	233654	1017	3271	2
Cyprus	228656	2918	684	3
Uzbekistan	207057	935	1522	4
Montenegro	204856	1063	2474	8
Kyrgyzstan	191288	820	2836	3
Luxembourg	127765	546	938	2
Malta	63995	288	506	0
Iceland	49972	1490	44	0
Andorra	29888	0	142	0
Tajikistan	17493	0	125	0
San Marino	10856	215	103	0
Liechtenstein	7371	0	67	0
Monaco	6837	81	44	0
Holy See	26	0	0	0
Turkmenistan	0	0	0	0
Territories				
Kosovo[1]	166819	728	2984	0
Jersey	26407	240	92	0
Isle of Man	20087	131	70	0
Gibraltar	10935	102	100	0
Faroe Islands	10584	415	15	0

Guernsey	10445	26	30	0
Greenland	8025	479	2	0
<b>Sub-Total</b>	<b>121418640</b>	<b>752134</b>	<b>1724002</b>	<b>3061</b>

#### South-East Asia Region

India	37618271	238018	486761	310
Indonesia	4273783	1362	144183	9
Thailand	2337811	6397	21956	18
Bangladesh	1632794	8407	28164	10
Nepal	868215	8730	11624	1
Sri Lanka	597035	0	15218	0
Myanmar	533245	0	19304	0
Maldives	105001	0	265	0
Timor-Leste	19865	2	122	0
Bhutan	3170	101	3	0
Democratic People's Republic of Korea	0	0	0	0
<b>Sub-Total</b>	<b>47989190</b>	<b>263017</b>	<b>727600</b>	<b>348</b>

#### Eastern Mediterranean Region

Iran (Islamic Republic of)	6224196	3163	132095	20
Iraq	2118779	4466	24252	5
Pakistan	1328487	4340	29019	7
Jordan	1106006	5039	13004	18
Morocco	1051830	3177	14994	18
Lebanon	826279	6109	9397	14

United Arab Emirates	808237	2989	2195	4
Tunisia	791917	3905	25817	14
Saudi Arabia	620935	5505	8908	2
Kuwait	470478	5147	2477	1
Egypt	401308	1232	22179	31
Libya	398055	736	5853	12
Oman	313538	1113	4122	0
Bahrain	310906	2898	1398	0
Qatar	303240	3998	627	1
Afghanistan	158826	89	7381	2
Sudan	52345	0	3390	0
Syrian Arab Republic	50748	38	2950	3
Somalia	24261	0	1335	0
Djibouti	14984	84	189	0
Yemen	10408	56	1991	1
occupied Palestinian territor	477151	823	5027	8
<b>Sub-total</b>	<b>17862914</b>	<b>54907</b>	<b>318600</b>	<b>161</b>
<b>Region of the Americas</b>				
United States of America	64720612	0	843718	0
Brazil	23000657	24934	621045	74
Argentina	7197323	102458	118231	191

Colombia	5543796	32317	130996	136
Mexico	4368314	19132	301410	76
Canada	2759991	71240	31530	340
Peru	2606126	43592	203464	88
Chile	1885540	8930	39426	32
Cuba	999193	0	8341	1
Bolivia (Plurinational State of	711299	0	20103	0
Guatemala	653171	4224	16176	16
Ecuador	614032	11090	34219	13
Costa Rica	609882	0	7406	0
Panama	574856	7278	7520	9
Uruguay	512841	12574	6243	18
Dominican Republic	504914	6331	4269	1
Paraguay	501189	3853	16821	101
Venezuela (Bolivarian Repub	453974	0	5378	0
Honduras	382815	0	10450	0
El Salvador	123577	0	3834	0
Jamaica	112218	1968	2530	8
Trinidad and Tobago	100994	404	3197	17
Suriname	63878	435	1213	1
Guyana	51203	2147	1095	14

Belize	40612	0	608	0
Barbados	35734	773	269	0
Bahamas	30254	0	719	0
Haiti	26807	0	780	0
Saint Lucia	17531	281	314	0
Nicaragua	13589	0	218	0
Grenada	9701	166	203	0
Dominica	7667	0	47	0
Saint Vincent and the Grenac	6562	0	85	0
Antigua and Barbuda	5321	0	120	0
Saint Kitts and Nevis	4968	86	28	0
Territories				
Puerto Rico	418418	5842	3520	9
Guadeloupe	73660	0	835	0
French Guiana	69381	2106	348	0
Martinique	65380	0	805	0
Curaçao	31929	0	199	0
Aruba	29694	0	184	0
United States Virgin Islands	13760	239	91	0
Cayman Islands	12023	0	14	0
Bermuda	8541	0	110	0
Sint Maarten	8250	0	75	0



Saint Martin	7517	0	40	0
British Virgin Islands	5255	0	42	0
Turks and Caicos Islands	5025	0	30	0
Bonaire	4747	0	25	0
Saint Barthélemy	2952	0	4	0
Anguilla	2109	69	7	1
Saint Pierre and Miquelon	524	79	0	0
Sint Eustatius	226	0	0	0
Saba	180	0	0	0
Montserrat	139	10	1	0
Falkland Islands (Malvinas)	85	0	0	0

<b>Sub-total</b>	<b>120010936</b>	<b>362558</b>	<b>2448336</b>	<b>1146</b>
------------------	------------------	---------------	----------------	-------------

#### African Region

South Africa	3560921	1691	93451	87
Ethiopia	458203	881	7162	15
Kenya	317857	223	5499	11
Zambia	296817	685	3866	6
Nigeria	251178	249	3110	7
Botswana	239887	2209	2534	20
Algeria	226749	692	6423	11
Zimbabwe	226460	382	5258	11
Mozambique	219390	309	2132	5
Uganda	158743	0	3424	0
Namibia	154536	567	3823	19
Ghana	153514	0	1343	0

Rwanda	125568	402	1411	3
Cameroon	109666	0	1853	0
Angola	93694	0	1863	0
Senegal	82986	274	1909	1
Democratic Republic of the C	82984	0	1278	0
Malawi	82792	73	2474	8
Côte d'Ivoire	79273	185	761	8
Mauritius	69962	296	786	0
Eswatini	67878	29	1363	0
Madagascar	55827	0	1169	0
Mauritania	55395	404	909	1
Cabo Verde	54367	380	378	2
Gabon	45405	253	299	2
Burundi	36736	82	14	0
Togo	35950	0	261	0
Guinea	35602	400	408	2
Seychelles	32642	448	126	0
Lesotho	31734	0	687	0
United Republic of Tanzania	31395	0	745	0
Mali	28756	170	692	1
Benin	26036	0	162	0

Congo	23244	0	371	0
Burkina Faso	20249	277	339	0
South Sudan	16547	14	136	0
Equatorial Guinea	15492	173	178	0
Central African Republic	13319	0	108	0
Gambia	11572	0	347	0
Eritrea	9002	92	88	1
Niger	8413	27	293	1
Comoros	7745	0	159	0
Sierra Leone	7542	160	125	2
Liberia	7121	0	287	0
Guinea-Bissau	7034	30	152	0
Chad	6889	331	185	0
Sao Tome and Principe	5569	44	66	0
Territories				
Réunion	102216	0	435	0
Mayotte	34903	1146	186	0
Saint Helena	0	0	0	0
	7825760	13578	161028	224
Subtotal all regions - without China	325721476	1584547	5510537	5239
Other	764	0	13	0

Grand total - without China	325722240	1584547	5510550	5239
Grand total with China	328532929	1586889	5542359	5255

Transmission  
classification

Community  
transmission  
Community  
transmission

Clusters of cases

Clusters of cases


Clusters of cases

Clusters of cases

Clusters of cases  
Sporadic cases  
Sporadic cases

Clusters of cases  
Sporadic cases  
Community  
transmission  
Sporadic cases  
Sporadic cases  
Sporadic cases  
No cases  
No cases  
No cases  
No cases  
No cases  
No cases  
No cases  
No cases  
No cases  
No cases

No cases



Sporadic cases

Clusters of cases

Sporadic cases


Pending

Sporadic cases

No cases

No Cases

No Cases



Clusters of cases

Community

transmission

Community

transmission

Community

transmission

Clusters of cases

Community

transmission

Community

transmission

Community

transmission

Community

transmission

Community

transmission

Community

transmission

Community

transmission

Community

transmission

Community

transmission

Clusters of cases  
Community  
transmission  
Community  
transmission  
Community  
transmission  
Community  
transmission  
Community  
transmission

Clusters of cases  
Community  
transmission  
Community  
transmission

Clusters of cases  
Community  
transmission

Clusters of cases  
Community  
transmission

Clusters of cases  
Community  
transmission  
Community  
transmission  
Community  
transmission

Clusters of cases  
Community  
transmission  
Community  
transmission  
Community  
transmission  
Sporadic cases

Clusters of cases  
Community  
transmission

Clusters of cases

Clusters of cases

Clusters of cases

Clusters of cases

Clusters of cases

Clusters of cases

Clusters of cases  
Community  
transmission

Clusters of cases  
Pending  
Community  
transmission  
Community  
transmission  
Community  
transmission  
Sporadic cases  
Sporadic cases  
Sporadic cases  
No cases

Community  
transmission  
Community  
transmission

Clusters of cases  
No cases  
Sporadic cases






Community  
transmission  
Community  
transmission  
Community  
transmission  
Community  
transmission  
Community  
transmission

Clusters of cases  
Community  
transmission  
Community  
transmission  
Community  
transmission  
Community  
transmission

Clusters of cases  
Community  
transmission  
Community  
transmission

Clusters of cases  
Community  
transmission  
  
Community  
transmission



  
Community  
transmission  
Community  
transmission  
Community  
transmission



Community  
transmission  
Community  
transmission

Clusters of cases  
Community  
transmission  
Community  
transmission  
Community  
transmission  
Community  
transmission  
Community  
transmission

Clusters of cases  
Community  
transmission

Clusters of cases  
  
Community  
transmission  
Community  
transmission  
Community  
transmission  
Community  
transmission  
Community  
transmission  
Community  
transmission  
Community  
transmission  
Community  
transmission  
Community  
transmission  
Sporadic cases  
Community  
transmission







