

Reporting Country/ Territory/Area	Total confirmed cases	Total confirmed new cases	Total deaths	Total new deaths
--------------------------------------	-----------------------------	---------------------------------	--------------	---------------------

Western Pacific Region

Philippines	3058634	32246	52654	143
Malaysia	2795233	3198	31738	15
Viet Nam	1958719	28291	34964	177
Japan	1791070	12243	18412	5
Australia	1124138	80283	2465	49
Republic of Korea	679030	4167	6210	44
Mongolia	400452	2279	2006	3
Singapore	288125	882	839	1
China	135019	308	5699	0
Lao People's Democratic Rep	121436	916	464	7
Cambodia	120684	14	3015	0
Fiji	58491	204	721	7
Papua New Guinea	36432	3	595	0
Brunei Darussalam	15750	38	59	0
New Zealand	14512	41	52	0
Palau	39	7	0	0
Solomon Islands	25	0	0	0
Vanuatu	7	0	0	0
Marshall Islands	4	0	0	0
Samoa	2	0	0	0
Tonga	1	0	0	0
Cook Islands	0	0	0	0
Kiribati	0	0	0	0
Micronesia (Federated States)	0	0	0	0
Nauru	0	0	0	0
Niue	0	0	0	0
Tuvalu	0	0	0	0

Territories				
French Polynesia	46768	0	636	0
Guam	16018	0	274	0
New Caledonia	13457	74	281	0
Northern Mariana Islands (C	3751	53	20	0
Wallis and Futuna	453	0	7	0
American Samoa	11	0	0	0
Pitcairn Islands	0	0	0	0
Tokelau	0	0	0	0

Sub-Total	12678261	165247	161111	451
Sub-Total - without China	9883028	162049	129373	436

European Region				
The United Kingdom	14862142	129544	151007	398
France	12604364	358006	123668	245
Russian Federation	10723305	21155	319172	740
Turkey	10194785	77722	84125	145
Italy	7971068	196205	139872	313
Spain	7771367	75071	90508	25
Germany	7743228	81417	115051	316
Poland	4265433	16874	101419	481
Ukraine	3727034	10046	97928	191
Netherlands	3432119	32149	21114	8
Czechia	2562235	11452	36765	18
Belgium	2347164	17	28566	2
Romania	1866102	8600	59114	44
Portugal	1734343	40945	19181	20

Israel	1667343	48095	8290	1
Switzerland	1597358	93	12018	0
Greece	1592460	24245	21637	78
Sweden	1509230	22209	15462	1
Serbia	1386114	12877	12984	26
Austria	1376485	17231	13436	9
Hungary	1318093	9216	40164	81
Kazakhstan	1098060	9183	18291	3
Ireland	1042212	20909	6035	83
Denmark	1030638	24343	3433	25
Georgia	979235	5326	14359	48
Slovakia	872511	2848	17128	47
Bulgaria	799943	5703	31838	77
Croatia	785033	9894	12983	27
Belarus	710632	1010	5757	18
Azerbaijan	622881	645	8480	9
Lithuania	555971	4164	7603	24
Slovenia	505929	7420	6160	1
Norway	460530	6966	1372	22
Republic of Moldova	383544	1420	10406	9
Finland	361555	1746	1700	0
Armenia	346811	298	8014	4

Bosnia and Herzegovina	307433	2577	13696	23
Latvia	293395	2439	4690	22
Estonia	260396	2438	1967	4
North Macedonia	238061	1822	8062	3
Albania	224569	1905	3253	6
Cyprus	215271	3197	669	4
Uzbekistan	202473	714	1508	3
Montenegro	196635	1930	2453	5
Kyrgyzstan	187620	742	2826	3
Luxembourg	118925	1924	930	0
Malta	61925	673	496	4
Iceland	40037	0	41	0
Andorra	28899	357	141	0
Tajikistan	17493	0	125	0
San Marino	10189	180	103	0
Liechtenstein	7013	0	67	0
Monaco	6266	101	44	0
Holy See	26	0	0	0
Turkmenistan	0	0	0	0
Territories				
Kosovo[1]	163650	424	2982	1
Jersey	24992	333	92	2
Isle of Man	19563	157	68	0
Guernsey	10135	89	30	0
Gibraltar	10126	0	100	0

Faroe Islands	8579	267	15	0
Greenland	6453	457	2	0
Sub-Total	115467381	1317770	1709400	3619

South-East Asia Region

India	36317927	247417	485035	380
Indonesia	4268097	0	144150	0
Thailand	2300457	8167	21883	14
Bangladesh	1604664	3359	28123	12
Nepal	838375	0	11609	0
Sri Lanka	593725	0	15163	0
Myanmar	532553	0	19297	0
Maldives	99635	0	264	0
Timor-Leste	19860	0	122	0
Bhutan	2837	0	3	0
Democratic People's Republic of Korea	0	0	0	0
Sub-Total	46578130	258943	725649	406

Eastern Mediterranean Region

Iran (Islamic Republic of)	6212387	2089	131972	32
Iraq	2102555	2037	24225	5
Pakistan	1309248	2074	28987	13
Jordan	1088329	2829	12932	23
Morocco	1017560	5518	14935	8
Lebanon	794744	7246	9325	14

United Arab Emirates	793314	2616	2181	4
Tunisia	756155	6323	25731	24
Saudi Arabia	593545	5362	8899	2
Kuwait	446547	4548	2473	0
Egypt	395688	948	22042	28
Libya	395069	599	5813	8
Oman	309588	718	4119	0
Bahrain	298542	2289	1397	0
Qatar	282904	4206	621	0
Afghanistan	158511	59	7376	2
Syrian Arab Republic	50580	28	2936	3
Sudan	49916	820	3358	0
Somalia	24261	0	1335	0
Djibouti	14541	126	189	0
Yemen	10233	13	1987	0
occupied Palestinian territor	474234	501	5005	6
Sub-total	17578451	50949	317838	172
Region of the Americas				
United States of America	62126362	794085	836482	2963
Brazil	22629460	70765	620238	147
Argentina	6533635	134439	117595	52

Colombia	5380841	23074	130460	65
Mexico	4170066	124	300574	1
Canada	2624787	28827	30957	95
Peru	2412577	24288	203157	60
Chile	1842218	4828	39290	1
Cuba	985402	2788	8330	0
Bolivia (Plurinational State of	697236	11213	20056	57
Guatemala	641164	2116	16127	1
Costa Rica	595795	4050	7386	4
Ecuador	578525	9341	34122	409
Panama	533559	4105	7479	10
Paraguay	482506	2535	16689	5
Dominican Republic	476504	7439	4259	4
Uruguay	463357	7178	6202	3
Venezuela (Bolivarian Repub	448463	598	5366	5
Honduras	382440	450	10450	2
El Salvador	123025	397	3828	1
Jamaica	106379	1207	2506	4
Trinidad and Tobago	97897	543	3102	20
Suriname	59776	1062	1199	1
Guyana	46005	665	1073	3

Belize	38072	1089	607	0
Barbados	33311	1083	268	2
Bahamas	29489	0	717	0
Haiti	26807	0	780	0
Saint Lucia	15372	0	310	0
Nicaragua	13589	0	218	0
Grenada	8601	329	201	0
Dominica	7667	105	47	0
Saint Vincent and the Grenac	6562	315	85	1
Antigua and Barbuda	5169	111	120	0
Saint Kitts and Nevis	4484	145	28	0
Territories				
Puerto Rico	373671	9582	3421	28
Guadeloupe	65135	0	832	0
French Guiana	64109	2429	344	0
Martinique	59583	1246	795	1
Curaçao	29758	689	197	3
Aruba	28601	710	182	0
United States Virgin Islands	12953	348	90	1
Cayman Islands	11666	440	12	0
Bermuda	7880	0	110	0
Sint Maarten	6893	0	75	0

Saint Martin	5351	0	41	0
British Virgin Islands	4947	183	40	0
Turks and Caicos Islands	4482	388	27	0
Bonaire	4464	96	24	0
Saint Barthélemy	2390	0	4	0
Anguilla	1942	0	6	0
Saint Pierre and Miquelon	354	38	0	0
Sint Eustatius	213	55	0	0
Saba	167	12	0	0
Montserrat	118	4	1	0
Falkland Islands (Malvinas)	85	0	0	0

Sub-total	115311864	1155514	2436509	3949
------------------	------------------	----------------	----------------	-------------

African Region

South Africa	3540891	6760	92830	181
Ethiopia	450997	2269	7090	24
Kenya	314490	813	5469	7
Zambia	289415	2305	3830	5
Nigeria	249586	432	3092	6
Botswana	232432	0	2497	0
Zimbabwe	224433	668	5215	14
Algeria	223806	610	6372	9
Mozambique	214807	1948	2105	6
Uganda	156704	591	3378	8
Namibia	152982	0	3735	0
Ghana	152729	486	1336	4

Rwanda	123166	763	1391	4
Cameroon	109666	0	1853	0
Angola	91907	759	1842	2
Democratic Republic of the C	81719	0	1225	0
Malawi	81414	547	2437	10
Senegal	80758	992	1901	2
Côte d'Ivoire	78258	401	745	3
Mauritius	69484	61	786	0
Eswatini	67564	72	1349	4
Madagascar	54101	0	1117	0
Cabo Verde	52729	722	370	2
Mauritania	51795	1093	893	2
Gabon	44806	397	297	2
Burundi	36115	360	14	0
Togo	35097	439	260	2
Guinea	35033	181	403	0
Lesotho	31372	0	686	0
United Republic of Tanzania	30564	0	740	0
Seychelles	30364	1578	126	0
Mali	27150	636	677	2
Benin	26036	0	162	0

Congo	22418	0	370	0
Burkina Faso	19886	250	339	6
South Sudan	16407	70	136	0
Equatorial Guinea	14871	0	177	0
Central African Republic	12650	0	106	0
Gambia	11122	0	344	0
Eritrea	8653	94	84	0
Niger	8260	110	286	1
Comoros	7679	0	158	0
Sierra Leone	7382	0	123	0
Liberia	7121	67	287	0
Guinea-Bissau	6808	14	150	1
Chad	6558	0	185	0
Sao Tome and Principe	5235	183	65	0
Territories				
Réunion	102216	0	435	0
Mayotte	31480	0	186	0
Saint Helena	0	0	0	0
	7731116	26671	159654	307
Subtotal all regions - without China	312549970	2971896	5478423	8889
Other	764	0	13	0

Grand total - without China	312550734	2971896	5478436	8889
Grand total with China	315345967	2975094	5510174	8904

Transmission
classification

Community
transmission
Community
transmission

Clusters of cases

Clusters of cases


Clusters of cases

Clusters of cases

Clusters of cases
Sporadic cases
Sporadic cases

Clusters of cases
Sporadic cases
Community
transmission
Sporadic cases
Sporadic cases
Sporadic cases
No cases
No cases
No cases
No cases
No cases
No cases
No cases
No cases
No cases
No cases

No cases



Sporadic cases

Clusters of cases

Sporadic cases


Pending

Sporadic cases

No cases

No Cases

No Cases



Clusters of cases

Community

transmission

Community

transmission

Community

transmission

Clusters of cases

Community

transmission

Community

transmission

Community

transmission

Community

transmission

Community

transmission

Community

transmission

Community

transmission

Community

transmission

Community

transmission

Clusters of cases
Community
transmission
Community
transmission
Community
transmission
Community
transmission
Community
transmission

Clusters of cases
Community
transmission
Community
transmission

Clusters of cases
Community
transmission

Clusters of cases
Community
transmission

Clusters of cases
Community
transmission
Community
transmission
Community
transmission

Clusters of cases
Community
transmission
Community
transmission
Community
transmission
Sporadic cases

Clusters of cases
Community
transmission

Clusters of cases

Clusters of cases

Clusters of cases

Clusters of cases

Clusters of cases

Clusters of cases

Clusters of cases
Community
transmission

Clusters of cases
Pending
Community
transmission
Community
transmission
Community
transmission
Sporadic cases
Sporadic cases
Sporadic cases
No cases


Community
transmission
Community
transmission

Clusters of cases
No cases
Sporadic cases

Community
transmission
Community
transmission
Community
transmission
Community
transmission
Community
transmission

Clusters of cases
Community
transmission
Community
transmission
Community
transmission
Community
transmission

Clusters of cases
Community
transmission
Community
transmission

Clusters of cases
Community
transmission

Community
transmission





Community
transmission
Community
transmission
Community
transmission

Community
transmission
Community
transmission

Clusters of cases
Community
transmission
Community
transmission
Community
transmission
Community
transmission
Community
transmission

Clusters of cases
Community
transmission

Clusters of cases

Community
transmission
Community
transmission
Community
transmission
Community
transmission
Community
transmission
Community
transmission
Community
transmission
Community
transmission
Community
transmission
Sporadic cases
Community
transmission

