

Reporting Country/ Territory/Area	Total confirmed cases	Total confirmed new cases	Total deaths	Total new deaths
--------------------------------------	-----------------------------	---------------------------------	--------------	---------------------

Western Pacific Region

Philippines	3026473	28007	52511	218
Malaysia	2792035	3175	31723	27
Viet Nam	1930428	16035	34787	256
Japan	1778827	6829	18407	2
Australia	1042293	66825	2416	27
Republic of Korea	674868	4388	6166	52
Mongolia	395147	0	2001	0
Singapore	287243	846	838	0
China	134711	312	5699	0
Cambodia	120670	34	3015	0
Lao People's Democratic Rep	120520	999	457	9
Fiji	57849	0	714	0
Papua New Guinea	36429	14	595	0
Brunei Darussalam	15712	34	59	0
New Zealand	14473	93	52	1
Palau	32	4	0	0
Solomon Islands	25	0	0	0
Marshall Islands	7	0	0	0
Vanuatu	7	0	0	0
Samoa	2	0	0	0
Tonga	1	0	0	0
Cook Islands	0	0	0	0
Kiribati	0	0	0	0
Micronesia (Federated States)	0	0	0	0
Nauru	0	0	0	0
Niue	0	0	0	0
Tuvalu	0	0	0	0

Territories				
French Polynesia	46713	0	636	0
Guam	16018	0	274	0
New Caledonia	13383	86	281	0
Northern Mariana Islands (C	3698	33	20	0
Wallis and Futuna	454	0	7	0
American Samoa	11	0	0	0
Pitcairn Islands	0	0	0	0
Tokelau	0	0	0	0

Sub-Total	12508029	127714	160658	592
Sub-Total - without China	9715994	124539	128935	565

European Region				
The United Kingdom	14732598	115280	150609	379
France	12246358	338858	123423	319
Russian Federation	10702150	17946	318432	745
Turkey	10117063	74266	83980	137
Italy	7774863	220519	139559	294
Germany	7661811	80430	114735	384
Spain	7592243	79377	90383	29
Poland	4248559	16173	100938	684
Ukraine	3716988	7117	97737	193
Netherlands	3400076	29107	21106	18
Czechia	2550711	12413	36722	39
Belgium	2307843	16	28539	2
Romania	1857502	8861	59070	43
Portugal	1693398	33340	19161	28

Israel	1619384	43815	8274	1
Greece	1568215	32833	21559	80
Switzerland	1564565	104	11980	0
Sweden	1487291	15128	15431	0
Serbia	1373237	13693	12958	22
Austria	1359254	11953	13427	19
Hungary	1308877	7883	40083	67
Kazakhstan	1088877	4889	18288	2
Ireland	1021303	19290	5952	0
Denmark	1006295	22396	3408	14
Georgia	973909	5596	14311	47
Slovakia	869663	3251	17081	42
Bulgaria	794240	7062	31761	89
Croatia	775139	7956	12956	38
Belarus	709622	691	5739	15
Azerbaijan	622236	673	8471	14
Lithuania	551807	4787	7579	14
Slovenia	498506	5164	6146	1
Norway	450903	6537	1350	0
Republic of Moldova	382124	1139	10397	17
Finland	347276	2535	1688	0
Armenia	346513	289	8010	4

Bosnia and Herzegovina	304856	2269	13673	28
Latvia	290956	2241	4668	7
Estonia	257958	2203	1963	4
North Macedonia	236241	1964	8055	7
Albania	222664	2177	3247	6
Cyprus	212074	3515	665	4
Uzbekistan	201759	604	1505	4
Montenegro	194690	2481	2448	6
Kyrgyzstan	186878	465	2823	2
Luxembourg	117001	961	930	0
Malta	61252	432	492	3
Iceland	40037	0	41	0
Andorra	28542	559	141	0
Tajikistan	17493	0	125	0
San Marino	10009	491	103	0
Liechtenstein	6916	1	67	0
Monaco	6165	78	44	2
Holy See	26	0	0	0
Turkmenistan	0	0	0	0
Territories				
Kosovo[1]	163226	356	2981	0
Jersey	24659	450	90	0
Isle of Man	19406	309	68	0
Gibraltar	10126	111	100	0
Guernsey	10032	82	30	2

Faroe Islands	8312	382	15	0
Greenland	5996	524	2	0
Sub-Total	113958673	1274022	1705519	3855

South-East Asia Region

India	36070510	194720	484655	442
Indonesia	4268097	646	144150	6
Thailand	2292290	7681	21869	19
Bangladesh	1601305	2916	28111	4
Nepal	838375	2448	11609	2
Sri Lanka	593725	653	15163	14
Myanmar	532553	151	19297	2
Maldives	99099	0	264	0
Timor-Leste	19860	0	122	0
Bhutan	2837	7	3	0
Democratic People's Republic of Korea	0	0	0	0
Sub-Total	46318651	209222	725243	489

Eastern Mediterranean Region

Iran (Islamic Republic of)	6210298	1961	131940	25
Iraq	2100518	1610	24220	8
Pakistan	1307174	1467	28974	2
Jordan	1085500	2930	12909	16
Morocco	1012042	7336	14927	12
United Arab Emirates	790698	2511	2177	3

Lebanon	787498	6665	9311	13
Tunisia	749832	4865	25707	37
Saudi Arabia	588183	4652	8897	2
Kuwait	441999	4397	2473	1
Egypt	394740	932	22014	19
Libya	394470	487	5805	9
Oman	308870	609	4119	0
Bahrain	296253	1787	1397	0
Qatar	278698	4169	621	2
Afghanistan	158452	58	7374	1
Syrian Arab Republic	50552	25	2933	3
Sudan	49096	490	3358	11
Somalia	24261	0	1335	0
Djibouti	14415	98	189	0
Yemen	10220	12	1987	0
occupied Palestinian territor	473302	0	4993	0
Sub-total	17527071	47061	317660	164
Region of the Americas				
United States of America	61332277	1399136	833519	1895
Brazil	22558695	34788	620091	110
Argentina	6399196	88352	117543	51

Colombia	5357767	27105	130395	57
Mexico	4169942	14438	300573	27
Canada	2595960	56030	30862	74
Peru	2388289	12476	203097	30
Chile	1837390	3912	39289	4
Cuba	982614	2685	8330	1
Bolivia (Plurinational State of	686023	8857	19999	16
Guatemala	639048	343	16126	1
Costa Rica	591745	2089	7382	1
Ecuador	569184	1852	33713	4
Panama	529454	3139	7469	4
Paraguay	479971	3079	16684	11
Dominican Republic	469065	6683	4255	0
Uruguay	456179	6757	6199	7
Venezuela (Bolivarian Repub	447865	577	5361	4
Honduras	381990	736	10448	4
El Salvador	122628	159	3827	0
Jamaica	105172	1714	2502	1
Trinidad and Tobago	97354	402	3082	16
Suriname	58714	1009	1198	0
Guyana	45340	433	1070	0

Belize	36983	1181	607	2
Barbados	32228	387	266	0
Bahamas	28968	349	717	0
Haiti	26807	0	780	0
Saint Lucia	15372	498	310	4
Nicaragua	13589	0	218	0
Grenada	8272	603	201	1
Dominica	7562	168	47	0
Saint Vincent and the Grenac	6247	0	84	0
Antigua and Barbuda	5058	0	120	0
Saint Kitts and Nevis	4339	123	28	0
Territories				
Puerto Rico	364089	1946	3393	20
Guadeloupe	65135	5300	832	0
French Guiana	61680	1190	344	0
Martinique	58337	6497	794	6
Curaçao	29069	406	194	1
Aruba	27891	499	182	0
United States Virgin Islands	12605	64	89	0
Cayman Islands	11226	608	12	0
Bermuda	7880	689	110	0
Sint Maarten	6893	201	75	0

Saint Martin	5351	0	41	0
British Virgin Islands	4764	0	40	0
Bonaire	4368	87	24	1
Turks and Caicos Islands	4094	83	27	0
Saint Barthélemy	2390	0	4	0
Anguilla	1942	0	6	0
Saint Pierre and Miquelon	316	48	0	0
Sint Eustatius	158	16	0	0
Saba	155	13	0	0
Montserrat	114	0	1	0
Falkland Islands (Malvinas)	85	0	0	0

Sub-total	114155829	1697707	2432560	2353
------------------	------------------	----------------	----------------	-------------

African Region

South Africa	3534131	5668	92649	119
Ethiopia	448728	2460	7066	24
Kenya	313677	1105	5462	8
Zambia	287110	2721	3825	8
Nigeria	249154	422	3086	1
Botswana	232432	0	2497	0
Zimbabwe	223765	765	5201	21
Algeria	223196	557	6363	14
Mozambique	212859	1868	2099	3
Uganda	156113	670	3370	9
Namibia	152982	156	3735	9
Ghana	152243	0	1332	0

Rwanda	122403	661	1387	3
Cameroon	109666	0	1853	0
Angola	91148	832	1840	8
Democratic Republic of the C	81719	0	1225	0
Malawi	80867	598	2427	7
Senegal	79766	0	1899	0
Côte d'Ivoire	77857	180	742	4
Mauritius	69423	100	786	0
Eswatini	67492	119	1345	4
Madagascar	54101	0	1117	0
Cabo Verde	52007	1048	368	2
Mauritania	50702	1029	891	3
Gabon	44409	0	295	0
Burundi	35755	0	14	0
Guinea	34852	179	403	3
Togo	34658	273	258	4
Lesotho	31372	266	686	3
United Republic of Tanzania	30564	0	740	0
Seychelles	28786	528	126	0
Mali	26514	502	675	0
Benin	26036	514	162	1

Congo	22418	0	370	0
Burkina Faso	19636	0	333	0
South Sudan	16337	70	136	0
Equatorial Guinea	14871	0	177	0
Central African Republic	12650	0	106	0
Gambia	11122	0	344	0
Eritrea	8559	140	84	2
Niger	8150	74	285	4
Comoros	7679	57	158	0
Sierra Leone	7382	0	123	0
Liberia	7054	0	287	0
Guinea-Bissau	6794	81	149	0
Chad	6558	0	185	0
Sao Tome and Principe	5052	160	65	2
Territories				
Réunion	102216	16256	435	16
Mayotte	31480	0	186	0
Saint Helena	0	0	0	0
	7704445	40059	159347	282
Subtotal all regions - without China	309380663	3392610	5469264	7708
Other	764	0	13	0

Grand total - without China	309381427	3392610	5469277	7708
Grand total with China	312173462	3395785	5501000	7735

Transmission
classification

Community
transmission
Community
transmission

Clusters of cases

Clusters of cases


Clusters of cases

Clusters of cases

Clusters of cases
Sporadic cases
Sporadic cases

Clusters of cases
Sporadic cases
Community
transmission
Sporadic cases
Sporadic cases
Sporadic cases
No cases
No cases
No cases
No cases
No cases
No cases
No cases
No cases
No cases
No cases

No cases



Sporadic cases

Clusters of cases

Sporadic cases

Pending

Sporadic cases

No cases

No Cases

No Cases



Clusters of cases

Community

transmission

Community

transmission

Community

transmission

Clusters of cases

Community

transmission

Community

transmission

Community

transmission

Community

transmission

Community

transmission

Community

transmission

Community

transmission

Community

transmission

Community

transmission

Clusters of cases
Community
transmission
Community
transmission
Community
transmission
Community
transmission
Community
transmission

Clusters of cases
Community
transmission
Community
transmission

Clusters of cases
Community
transmission

Clusters of cases
Community
transmission

Clusters of cases
Community
transmission
Community
transmission
Community
transmission

Clusters of cases
Community
transmission
Community
transmission
Community
transmission
Sporadic cases

Clusters of cases
Community
transmission

Clusters of cases

Clusters of cases

Clusters of cases

Clusters of cases

Clusters of cases

Clusters of cases

Clusters of cases
Community
transmission

Clusters of cases
Pending
Community
transmission
Community
transmission
Community
transmission
Sporadic cases
Sporadic cases
Sporadic cases
No cases


Community
transmission
Community
transmission

Clusters of cases
No cases
Sporadic cases

Community
transmission
Community
transmission
Community
transmission
Community
transmission
Community
transmission

Clusters of cases
Community
transmission
Community
transmission
Community
transmission
Community
transmission

Clusters of cases
Community
transmission
Community
transmission

Clusters of cases
Community
transmission

Community
transmission





Community
transmission
Community
transmission
Community
transmission

Community
transmission
Community
transmission

Clusters of cases
Community
transmission
Community
transmission
Community
transmission
Community
transmission
Community
transmission

Clusters of cases
Community
transmission

Clusters of cases

Community
transmission
Community
transmission
Community
transmission
Community
transmission
Community
transmission
Community
transmission
Community
transmission
Community
transmission
Community
transmission
Sporadic cases
Community
transmission

