

Reporting Country/ Territory/Area	Total confirmed cases	Total confirmed new cases	Total deaths	Total new deaths
--------------------------------------	-----------------------------	---------------------------------	--------------	---------------------

Western Pacific Region

Philippines	2998530	33169	52293	143
Malaysia	2788860	2641	31696	18
Viet Nam	1914393	14818	34531	212
Japan	1771998	6394	18405	2
Australia	973470	49477	2389	22
Republic of Korea	670483	3097	6114	43
Mongolia	395147	0	2001	0
Singapore	286397	750	838	0
China	134399	248	5699	0
Cambodia	120636	15	3015	0
Lao People's Democratic Rep	119521	641	448	11
Fiji	57849	93	714	5
Papua New Guinea	36407	0	591	0
Brunei Darussalam	15678	44	59	0
New Zealand	14381	23	51	0
Solomon Islands	25	0	0	0
Palau	20	0	0	0
Marshall Islands	7	0	0	0
Vanuatu	7	0	0	0
Samoa	2	0	0	0
Tonga	1	0	0	0
Cook Islands	0	0	0	0
Kiribati	0	0	0	0
Micronesia (Federated States)	0	0	0	0
Nauru	0	0	0	0
Niue	0	0	0	0
Tuvalu	0	0	0	0

Territories				
French Polynesia	46713	179	636	0
Guam	16018	0	274	0
New Caledonia	13265	111	281	0
Northern Mariana Islands (C	3665	18	20	0
Wallis and Futuna	454	0	7	0
American Samoa	11	0	0	0
Pitcairn Islands	0	0	0	0
Tokelau	0	0	0	0
Sub-Total	12378337	111718	160062	456
Sub-Total - without China	9589477	109077	128366	438

European Region				
The United Kingdom	14617318	142122	150230	76
France	11907500	88607	123104	279
Russian Federation	10684204	17525	317687	783
Turkey	10042797	65236	83843	141
Germany	7581381	45690	114351	322
Italy	7554344	117405	139265	227
Spain	7457301	43906	90136	22
Poland	4232386	11402	100254	493
Ukraine	3709871	5429	97544	219
Netherlands	3371037	27993	21088	8
Czechia	2538298	7381	36683	59
Belgium	2286532	14	28518	4
Romania	1848641	4104	59027	16
Portugal	1660058	20212	19133	20

Israel	1550746	37887	8271	2
Switzerland	1540053	37	11964	0
Greece	1535382	27766	21479	85
Sweden	1416650	0	15377	0
Serbia	1359544	8949	12936	24
Austria	1347301	10441	13408	9
Hungary	1300994	3382	40016	69
Kazakhstan	1083988	2230	18286	2
Ireland	1002013	23909	5952	0
Denmark	983899	14414	3394	9
Georgia	968313	5486	14264	46
Slovakia	866412	2595	17039	50
Bulgaria	787178	6761	31672	116
Croatia	767183	1578	12918	40
Belarus	708931	640	5724	12
Azerbaijan	621563	329	8457	12
Lithuania	547020	2778	7565	11
Slovenia	493289	2496	6140	1
Norway	444366	15634	1350	0
Republic of Moldova	380985	695	10380	17
Armenia	346224	243	8006	2
Finland	338615	9768	1663	7

Bosnia and Herzegovina	302587	942	13645	22
Latvia	288715	864	4661	3
Estonia	255755	1980	1959	3
North Macedonia	234277	813	8042	10
Albania	220487	793	3241	1
Cyprus	208559	4187	661	4
Uzbekistan	201155	425	1501	4
Montenegro	191951	1860	2442	8
Kyrgyzstan	186413	348	2821	2
Luxembourg	116039	3836	930	8
Malta	60820	437	489	1
Iceland	40037	0	41	0
Andorra	27983	1575	141	0
Tajikistan	17493	0	125	0
San Marino	9518	1	103	0
Liechtenstein	6824	0	67	0
Monaco	6087	80	42	0
Holy See	26	0	0	0
Turkmenistan	0	0	0	0
Territories				
Kosovo[1]	162870	236	2981	0
Jersey	24209	1424	90	0
Isle of Man	18847	146	68	0
Gibraltar	9969	244	100	0
Guernsey	9945	321	28	0

Faroe Islands	7708	0	15	0
Greenland	5472	476	2	1
Sub-Total	112496063	796032	1701319	3250

South-East Asia Region

India	35875790	168063	484213	277
Indonesia	4267451	802	144144	8
Thailand	2284609	7133	21850	12
Bangladesh	1595931	0	28105	0
Nepal	835927	1981	11607	1
Sri Lanka	592128	0	15134	0
Myanmar	532167	0	19293	0
Maldives	98506	0	264	0
Timor-Leste	19860	2	122	0
Bhutan	2830	28	3	0
Democratic People's Republic of Korea	0	0	0	0
Sub-Total	46105199	178009	724735	298

Eastern Mediterranean Region

Iran (Islamic Republic of)	6208337	2340	131915	37
Iraq	2098908	1368	24212	5
Pakistan	1305707	1649	28972	3
Jordan	1082570	2789	12893	17
Morocco	1004706	2622	14915	4
United Arab Emirates	788187	2562	2174	0

Lebanon	780833	6653	9298	15
Tunisia	744967	1129	25670	5
Saudi Arabia	583531	4778	8895	2
Kuwait	437602	3683	2472	1
Libya	393983	536	5796	8
Egypt	393808	951	21995	31
Oman	308261	539	4119	1
Bahrain	294466	1894	1397	0
Qatar	274529	3878	619	1
Afghanistan	158394	13	7373	0
Syrian Arab Republic	50527	25	2930	4
Sudan	48606	0	3347	0
Somalia	24261	0	1335	0
Djibouti	14317	140	189	0
Yemen	10208	11	1987	1
occupied Palestinian territor	473302	392	4993	6
Sub-total	17480010	37952	317496	141
Region of the Americas				
United States of America	59848136	354163	831548	393
Brazil	22523907	24382	619981	44
Argentina	6310844	73319	117492	27

Colombia	5330662	30630	130338	50
Mexico	4125388	11599	300334	31
Canada	2539930	25466	30788	45
Peru	2375813	17128	203067	48
Chile	1833478	4041	39285	13
Cuba	979929	2519	8329	1
Bolivia (Plurinational State of	677166	5334	19983	26
Guatemala	638705	1042	16125	1
Costa Rica	584547	0	7372	0
Ecuador	564238	0	33706	0
Panama	526315	4066	7465	7
Paraguay	476892	1206	16673	3
Dominican Republic	462382	5155	4255	0
Uruguay	449422	5986	6192	3
Venezuela (Bolivarian Repub	447288	447	5357	5
Honduras	381254	0	10444	0
El Salvador	122469	235	3827	0
Jamaica	102505	0	2499	0
Trinidad and Tobago	96952	397	3066	19
Suriname	57705	366	1198	2
Guyana	44907	662	1070	3

Belize	35802	0	605	0
Barbados	31841	342	266	0
Bahamas	28619	0	717	0
Haiti	26807	401	780	0
Saint Lucia	14874	220	306	0
Nicaragua	13589	0	218	0
Grenada	7669	0	200	0
Dominica	7299	0	47	0
Saint Vincent and the Grenac	6247	0	84	0
Antigua and Barbuda	5058	0	120	0
Saint Kitts and Nevis	4216	71	28	0
Territories				
Puerto Rico	362143	6880	3373	0
French Guiana	60490	4510	344	1
Guadeloupe	59835	0	832	0
Martinique	51840	0	788	0
Curaçao	28663	2675	193	2
Aruba	27392	2138	182	1
United States Virgin Islands	12541	0	89	0
Cayman Islands	10618	0	12	0
Bermuda	7191	0	110	0
Sint Maarten	6692	579	75	0

Saint Martin	5351	0	41	0
British Virgin Islands	4764	557	40	0
Bonaire	4281	418	23	0
Turks and Caicos Islands	4011	4	27	0
Saint Barthélemy	2390	0	4	0
Anguilla	1942	165	6	0
Saint Pierre and Miquelon	268	10	0	0
Saba	142	35	0	0
Sint Eustatius	142	0	0	0
Montserrat	114	0	1	0
Falkland Islands (Malvinas)	85	0	0	0

Sub-total	112333750	587148	2429905	725
------------------	------------------	---------------	----------------	------------

African Region

South Africa	3528463	2409	92530	77
Ethiopia	446268	2144	7042	12
Kenya	312572	3442	5454	29
Zambia	284389	1485	3817	5
Nigeria	248732	420	3085	8
Botswana	232432	2577	2497	22
Zimbabwe	223000	709	5180	20
Algeria	222639	482	6349	10
Mozambique	210991	592	2096	11
Uganda	155443	865	3361	4
Namibia	152826	1309	3726	28
Ghana	152243	1369	1332	7

Rwanda	121742	758	1384	9
Cameroon	109666	0	1853	0
Angola	90316	598	1832	6
Democratic Republic of the C	81719	721	1225	0
Malawi	80269	282	2420	7
Senegal	79766	476	1899	1
Côte d'Ivoire	77677	228	738	3
Mauritius	69323	302	786	0
Eswatini	67373	79	1341	5
Madagascar	54101	0	1117	0
Cabo Verde	50959	709	366	2
Mauritania	49673	667	888	2
Gabon	44409	470	295	0
Burundi	35755	255	14	0
Guinea	34673	0	400	0
Togo	34385	470	254	1
Lesotho	31106	0	683	0
United Republic of Tanzania	30564	0	740	0
Seychelles	28258	682	126	0
Mali	26012	814	675	3
Benin	25522	0	161	0

Congo	22418	0	370	0
Burkina Faso	19636	0	333	0
South Sudan	16267	14	136	0
Equatorial Guinea	14871	470	177	0
Central African Republic	12650	196	106	5
Gambia	11122	330	344	1
Eritrea	8419	84	82	0
Niger	8076	70	281	1
Comoros	7622	0	158	0
Sierra Leone	7382	0	123	0
Liberia	7054	203	287	0
Guinea-Bissau	6713	19	149	0
Chad	6558	373	185	1
Sao Tome and Principe	4892	0	63	0
Territories				
Réunion	85960	0	419	0
Mayotte	31480	769	186	0
Saint Helena	0	0	0	0
	7664386	27842	159065	280
Subtotal all regions - without China	305668885	1736060	5460886	5132
Other	764	0	13	0

Grand total - without China	305669649	1736060	5460899	5132
Grand total with China	308458509	1738701	5492595	5150

Transmission
classification

Community
transmission
Community
transmission

Clusters of cases

Clusters of cases


Clusters of cases

Clusters of cases

Clusters of cases
Sporadic cases
Sporadic cases

Clusters of cases
Sporadic cases
Community
transmission
Sporadic cases
Sporadic cases
Sporadic cases
No cases
No cases
No cases
No cases
No cases
No cases
No cases
No cases
No cases
No cases

No cases



Sporadic cases

Clusters of cases

Sporadic cases


Pending

Sporadic cases

No cases

No Cases

No Cases



Clusters of cases

Community

transmission

Community

transmission

Community

transmission

Clusters of cases

Community

transmission

Community

transmission

Community

transmission

Community

transmission

Community

transmission

Community

transmission

Community

transmission

Community

transmission

Community

transmission

Clusters of cases
Community
transmission
Community
transmission
Community
transmission
Community
transmission
Community
transmission

Clusters of cases
Community
transmission
Community
transmission

Clusters of cases
Community
transmission

Clusters of cases
Community
transmission

Clusters of cases
Community
transmission
Community
transmission
Community
transmission

Clusters of cases
Community
transmission
Community
transmission
Community
transmission
Sporadic cases

Clusters of cases
Community
transmission

Clusters of cases

Clusters of cases

Clusters of cases

Clusters of cases

Clusters of cases

Clusters of cases

Clusters of cases
Community
transmission

Clusters of cases
Pending
Community
transmission
Community
transmission
Community
transmission
Sporadic cases
Sporadic cases
Sporadic cases
No cases


Community
transmission
Community
transmission

Clusters of cases
No cases
Sporadic cases

Community
transmission
Community
transmission
Community
transmission
Community
transmission
Community
transmission

Clusters of cases
Community
transmission
Community
transmission
Community
transmission
Community
transmission

Clusters of cases
Community
transmission
Community
transmission

Clusters of cases
Community
transmission

Community
transmission





Community
transmission
Community
transmission
Community
transmission

Community
transmission
Community
transmission

Clusters of cases
Community
transmission
Community
transmission
Community
transmission
Community
transmission
Community
transmission

Clusters of cases
Community
transmission

Clusters of cases

Community
transmission
Community
transmission
Community
transmission
Community
transmission
Community
transmission
Community
transmission
Community
transmission
Community
transmission
Community
transmission
Sporadic cases
Community
transmission

