

Reporting Country/ Territory/Area	Total confirmed cases	Total confirmed new cases	Total deaths	Total new deaths
--------------------------------------	-----------------------------	---------------------------------	--------------	---------------------

Western Pacific Region

Philippines	2965447	28707	52150	15
Malaysia	2786219	2888	31678	23
Viet Nam	1899575	23181	34319	202
Japan	1765604	8144	18403	1
Australia	922892	72239	2367	22
Republic of Korea	667390	3007	6071	34
Mongolia	395147	649	2001	4
Singapore	285647	845	838	1
China	134152	250	5699	0
Cambodia	120621	30	3015	0
Lao People's Democratic Rep	118880	924	437	7
Fiji	57257	0	709	0
Papua New Guinea	36403	0	591	0
Brunei Darussalam	15634	37	59	0
New Zealand	14358	60	51	0
Solomon Islands	28	0	0	0
Palau	20	2	0	0
Marshall Islands	7	0	0	0
Vanuatu	7	0	0	0
Samoa	2	0	0	0
Tonga	1	0	0	0
Cook Islands	0	0	0	0
Kiribati	0	0	0	0
Micronesia (Federated States)	0	0	0	0
Nauru	0	0	0	0
Niue	0	0	0	0
Tuvalu	0	0	0	0

Territories				
French Polynesia	46534	0	636	0
Guam	16018	0	274	0
New Caledonia	13154	0	281	0
Northern Mariana Islands (C	3647	49	20	1
Wallis and Futuna	454	0	7	0
American Samoa	11	0	0	0
Pitcairn Islands	0	0	0	0
Tokelau	0	0	0	0

Sub-Total	12265109	141012	159606	310
Sub-Total - without China	9478890	138124	127928	287

European Region				
The United Kingdom	14475196	141398	150154	97
France	11823789	292012	122827	94
Russian Federation	10666679	15830	316904	741
Turkey	9977561	61727	83702	173
Germany	7535691	25255	114029	52
Italy	7436939	155642	139038	157
Spain	7164907	0	89934	0
Poland	4220984	7787	99761	19
Ukraine	3704442	1969	97325	86
Netherlands	3343146	32581	21080	7
Czechia	2530917	2761	36624	7
Belgium	2231686	0	28459	0
Romania	1844537	4712	59011	14
Portugal	1639846	26419	19113	22

Israel	1512859	21514	8269	1
Greece	1507616	18586	21394	66
Switzerland	1476569	0	11915	0
Sweden	1416650	0	15377	0
Serbia	1350595	7949	12912	22
Austria	1336860	10860	13399	2
Hungary	1297612	14655	39947	167
Kazakhstan	1081758	2087	18284	6
Ireland	978104	21384	5952	0
Denmark	969485	19248	3385	14
Georgia	962827	2953	14218	31
Slovakia	863817	855	16989	27
Bulgaria	780417	1716	31556	40
Croatia	765605	7333	12878	37
Belarus	708291	577	5712	13
Azerbaijan	621234	555	8445	8
Lithuania	544242	1938	7554	11
Slovenia	490784	3348	6139	0
Norway	428732	0	1350	0
Republic of Moldova	380290	389	10363	7
Armenia	345981	126	8004	3
Finland	328847	2447	1656	0

Bosnia and Herzegovina	300474	0	13605	0
Latvia	287851	1010	4658	8
Estonia	253775	1258	1956	1
North Macedonia	233464	1396	8032	6
Albania	219694	1207	3240	3
Cyprus	204372	3012	657	3
Uzbekistan	200730	389	1497	3
Montenegro	190091	2216	2434	1
Kyrgyzstan	186065	198	2819	1
Luxembourg	112203	0	922	0
Malta	60383	563	488	1
Iceland	40037	1096	41	1
Andorra	26408	0	141	0
Tajikistan	17493	0	125	0
San Marino	9517	10	103	0
Liechtenstein	6643	0	67	0
Monaco	6007	152	42	0
Holy See	26	0	0	0
Turkmenistan	0	0	0	0
Territories				
Kosovo[1]	162634	304	2981	0
Jersey	22785	0	90	0
Isle of Man	18701	0	68	0
Gibraltar	9725	189	100	0
Guernsey	9624	0	28	0

Faroe Islands	7708	155	15	0
Greenland	4996	497	1	0
Sub-Total	111336901	920265	1697769	1952

South-East Asia Region

India	35707727	179723	483936	146
Indonesia	4266649	454	144136	7
Thailand	2277476	7926	21838	13
Bangladesh	1595931	2231	28105	3
Nepal	833946	1357	11606	2
Sri Lanka	591667	0	15119	0
Myanmar	532062	0	19291	0
Maldives	98052	0	264	0
Timor-Leste	19858	2	122	0
Bhutan	2802	21	3	0
Democratic People's Republic of Korea	0	0	0	0
Sub-Total	45926170	191714	724420	171

Eastern Mediterranean Region

Iran (Islamic Republic of)	6205997	4530	131878	100
Iraq	2097540	2357	24207	16
Pakistan	1304058	5295	28969	19
Jordan	1079781	7944	12876	85
Morocco	1002084	30123	14911	44
United Arab Emirates	785625	10728	2174	4

Lebanon	774180	33366	9283	90
Tunisia	743838	12761	25665	59
Saudi Arabia	578753	13271	8893	7
Kuwait	433919	10877	2471	2
Libya	393447	1814	5788	36
Egypt	392857	4206	21964	128
Oman	307722	373	4118	1
Bahrain	292572	7124	1397	2
Qatar	270651	15420	618	0
Afghanistan	158381	136	7373	6
Syrian Arab Republic	50502	112	2926	14
Sudan	48355	912	3340	0
Somalia	24261	0	1335	0
Djibouti	14177	338	189	0
Yemen	10197	51	1986	1
occupied Palestinian territor	472910	1496	4987	33
Sub-total	17441807	163234	317348	647
Region of the Americas				
United States of America	59138083	0	830334	0
Brazil	22499525	49303	619937	115
Argentina	6237525	101689	117465	37

Colombia	5300032	31170	130288	38
Mexico	4113789	30671	300303	202
Canada	2437822	0	30584	0
Peru	2358685	16135	203019	38
Chile	1829437	4020	39272	21
Cuba	977410	2723	8495	169
Bolivia (Plurinational State of	671832	19013	19957	69
Guatemala	637663	2050	16124	6
Costa Rica	584547	0	7372	0
Ecuador	564238	4288	33706	7
Panama	522249	4804	7458	5
Paraguay	475686	1349	16670	8
Dominican Republic	457227	6042	4255	0
Venezuela (Bolivarian Repub	446841	414	5352	4
Uruguay	443436	6374	6189	1
Honduras	380883	0	10442	0
El Salvador	122234	0	3827	0
Jamaica	102505	1449	2499	4
Trinidad and Tobago	96555	0	3047	0
Suriname	57339	547	1196	0
Guyana	44245	1016	1067	1

Belize	35802	0	605	0
Barbados	31499	495	266	1
Bahamas	27122	0	717	0
Haiti	26406	0	780	0
Saint Lucia	14654	0	306	0
Nicaragua	13589	0	218	0
Grenada	7669	0	200	0
Dominica	7299	0	47	0
Saint Vincent and the Grenac	6247	0	84	0
Antigua and Barbuda	5058	214	120	1
Saint Kitts and Nevis	4145	89	28	0
Territories				
Puerto Rico	355263	8539	3373	12
Guadeloupe	56515	0	831	0
French Guiana	55980	0	343	0
Martinique	51840	0	788	0
Curaçao	25988	1240	191	2
Aruba	25254	0	181	0
United States Virgin Islands	12541	403	89	0
Cayman Islands	10618	0	12	0
Bermuda	7191	0	110	0
Sint Maarten	6113	0	75	0

Saint Martin	4247	0	40	0
British Virgin Islands	4207	0	40	0
Turks and Caicos Islands	4007	127	27	1
Bonaire	3863	0	23	0
Saint Barthélemy	1955	0	4	0
Anguilla	1777	0	6	0
Saint Pierre and Miquelon	221	0	0	0
Sint Eustatius	142	0	0	0
Montserrat	114	4	1	0
Saba	107	0	0	0
Falkland Islands (Malvinas)	85	0	0	0

Sub-total	111307306	294168	2428363	742
------------------	------------------	---------------	----------------	------------

African Region

South Africa	3526054	4542	92453	82
Ethiopia	444124	785	7030	10
Kenya	309130	0	5425	0
Zambia	282904	1328	3812	14
Nigeria	248312	537	3077	6
Botswana	229855	0	2475	0
Zimbabwe	222291	373	5160	12
Algeria	222157	415	6339	9
Mozambique	210399	1010	2085	8
Uganda	154578	749	3357	18
Namibia	151517	0	3698	0
Ghana	150874	1507	1325	6

Rwanda	120984	610	1375	2
Cameroon	109666	0	1853	0
Angola	89718	943	1826	17
Democratic Republic of the C	80998	0	1225	0
Malawi	79987	274	2413	2
Senegal	79290	666	1898	2
Côte d'Ivoire	77449	1734	735	5
Mauritius	69021	0	786	0
Eswatini	67294	54	1336	4
Madagascar	54101	0	1117	0
Cabo Verde	50250	400	364	1
Mauritania	49006	901	886	1
Gabon	43939	0	295	0
Burundi	35500	0	14	0
Guinea	34673	534	400	3
Togo	33915	0	253	0
Lesotho	31106	253	683	4
United Republic of Tanzania	30564	0	740	0
Seychelles	27576	0	126	0
Benin	25522	0	161	0
Mali	25198	1217	672	1

Congo	22418	574	370	0
Burkina Faso	19636	89	333	0
South Sudan	16253	43	136	0
Equatorial Guinea	14401	0	177	0
Central African Republic	12454	0	101	0
Gambia	10792	0	343	0
Eritrea	8335	32	82	0
Niger	8006	45	280	0
Comoros	7622	28	158	0
Sierra Leone	7382	0	123	0
Liberia	6851	0	287	0
Guinea-Bissau	6694	0	149	0
Chad	6185	0	184	0
Sao Tome and Principe	4892	157	63	0
Territories				
Réunion	85960	0	419	0
Mayotte	30711	6040	186	0
Saint Helena	0	0	0	0
	7636544	25840	158785	207
Subtotal all regions - without China	303127618	1733345	5454613	4006
Other	764	0	13	0

Grand total - without China	303128382	1733345	5454626	4006
Grand total with China	305914601	1736233	5486304	4029

Transmission
classification

Community
transmission
Community
transmission

Clusters of cases

Clusters of cases


Clusters of cases

Clusters of cases

Clusters of cases
Sporadic cases
Sporadic cases

Clusters of cases
Sporadic cases
Community
transmission
Sporadic cases
Sporadic cases
Sporadic cases
No cases
No cases
No cases
No cases
No cases
No cases
No cases
No cases
No cases
No cases

No cases



Sporadic cases

Clusters of cases

Sporadic cases


Pending

Sporadic cases

No cases

No Cases

No Cases



Clusters of cases

Community

transmission

Community

transmission

Community

transmission

Clusters of cases

Community

transmission

Community

transmission

Community

transmission

Community

transmission

Community

transmission

Community

transmission

Community

transmission

Community

transmission

Community

transmission

Clusters of cases
Community
transmission
Community
transmission
Community
transmission
Community
transmission
Community
transmission

Clusters of cases
Community
transmission
Community
transmission

Clusters of cases
Community
transmission

Clusters of cases
Community
transmission

Clusters of cases
Community
transmission
Community
transmission
Community
transmission

Clusters of cases
Community
transmission
Community
transmission
Community
transmission
Sporadic cases

Clusters of cases
Community
transmission

Clusters of cases

Clusters of cases

Clusters of cases

Clusters of cases

Clusters of cases

Clusters of cases

Clusters of cases
Community
transmission

Clusters of cases
Pending
Community
transmission
Community
transmission
Community
transmission
Sporadic cases
Sporadic cases
Sporadic cases
No cases


Community
transmission
Community
transmission

Clusters of cases
No cases
Sporadic cases

Community
transmission
Community
transmission
Community
transmission
Community
transmission
Community
transmission

Clusters of cases
Community
transmission
Community
transmission
Community
transmission
Community
transmission

Clusters of cases
Community
transmission
Community
transmission

Clusters of cases
Community
transmission

Community
transmission




Community
transmission
Community
transmission
Community
transmission

Community
transmission
Community
transmission

Clusters of cases
Community
transmission
Community
transmission
Community
transmission
Community
transmission
Community
transmission

Clusters of cases
Community
transmission

Clusters of cases

Community
transmission
Community
transmission
Community
transmission
Community
transmission
Community
transmission
Community
transmission
Community
transmission
Community
transmission
Community
transmission
Sporadic cases
Community
transmission

