

Reporting Country/ Territory/Area	Total confirmed cases	Total confirmed new cases	Total deaths	Total new deaths
--------------------------------------	-----------------------------	---------------------------------	--------------	---------------------

Western Pacific Region

Philippines	3619633	3574	54621	83
Japan	3468242	95945	19587	141
Malaysia	2939198	13944	32056	13
Australia	2409247	28202	4303	56
Viet Nam	2380695	21909	38521	97
Republic of Korea	1131239	49567	6943	21
Mongolia	863372	1100	2059	4
Singapore	418640	13011	877	3
China	142599	783	5700	0
Lao People's Democratic Rep	137103	324	577	3
Cambodia	121983	102	3015	0
Fiji	63356	0	813	0
Papua New Guinea	37983	195	597	0
Brunei Darussalam	18404	252	59	0
New Zealand	18126	250	53	0
Solomon Islands	3667	349	40	3
Palau	2843	127	0	0
Kiribati	1951	207	1	1
Samoa	33	0	0	0
Tonga	14	0	0	0
Vanuatu	7	0	0	0
Marshall Islands	4	0	0	0
Kiribati	0	0	0	0
Micronesia (Federated States)	0	0	0	0
Nauru	0	0	0	0
Niue	0	0	0	0
Tuvalu	0	0	0	0

Territories				
French Polynesia	51723	1144	636	0
New Caledonia	31117	2353	284	0
Guam	30914	45	299	1
Northern Mariana Islands (C	6563	231	23	0
Wallis and Futuna	453	0	7	0
American Samoa	57	0	0	0
Pitcairn Islands	0	0	0	0
Tokelau	0	0	0	0
Sub-Total	17899166	233614	171071	426
Sub-Total - without China	14430924	137669	151484	285

European Region				
France	20451810	201170	130732	654
The United Kingdom	17932807	66171	158677	314
Russian Federation	13330769	183103	337390	669
Turkey	12445220	111096	89211	241
Italy	11765767	102429	149512	415
Germany	11521678	234250	119215	272
Spain	10439303	25563	94931	35
Netherlands	5350048	394759	21336	8
Poland	5258785	41679	107204	310
Ukraine	4380047	38257	101887	240
Belgium	3363890	30	29429	3
Czechia	3311152	37777	37612	63
Israel	3295917	37559	9303	19
Portugal	2963747	30757	20302	44

Romania	2455048	36269	60916	193
Switzerland	2449944	153	12416	0
Sweden	2354511	9671	16358	9
Austria	2124492	26884	13747	14
Greece	2090383	23687	24322	112
Denmark	2087689	49798	3928	19
Serbia	1793554	13772	14113	59
Hungary	1671547	13932	42170	101
Georgia	1375615	25161	15351	51
Kazakhstan	1367054	3372	18693	21
Ireland	1224862	3780	6228	0
Slovakia	1166842	20582	18014	19
Bulgaria	1011588	8140	34044	98
Croatia	990595	5545	14244	50
Norway	933273	26516	1512	6
Slovenia	811174	11096	6500	0
Belarus	788934	5674	6175	16
Lithuania	776794	11983	8031	17
Azerbaijan	710366	7032	8920	22
Finland	546782	251	2126	0
Republic of Moldova	474548	3024	10837	34
Latvia	464895	11144	4969	9

Estonia	398519	6670	2088	13
Armenia	396885	2811	8108	6
Bosnia and Herzegovina	358398	1468	14856	56
North Macedonia	280594	1722	8624	25
Cyprus	277864	2885	756	7
Albania	265716	841	3393	6
Uzbekistan	231179	778	1592	4
Montenegro	224363	594	2610	9
Kyrgyzstan	199714	97	2913	4
Luxembourg	170100	1112	966	2
Iceland	81981	2470	50	0
Malta	69358	186	571	1
Andorra	36808	0	147	0
Tajikistan	17753	4	125	0
San Marino	13788	216	109	0
Liechtenstein	10092	0	70	0
Monaco	8880	72	48	0
Holy See	26	0	0	0
Turkmenistan	0	0	0	0
Territories				
Kosovo[1]	219026	787	3043	2
Jersey	33167	317	106	2
Faroe Islands	25625	1265	20	0
Isle of Man	21920	65	73	0
Gibraltar	13912	172	101	0

Guernsey	12050	146	31	0
Greenland	11300	24	7	0
Sub-Total	158860448	1846768	1800762	4274

South-East Asia Region

India	42410976	71365	505279	1217
Indonesia	4626936	46843	144784	65
Thailand	2531051	13182	22344	24
Bangladesh	1887271	8016	28703	33
Nepal	970462	1851	11852	14
Sri Lanka	623248	1263	15692	36
Myanmar	540597	1043	19310	0
Maldives	154511	1096	286	1
Timor-Leste	20942	194	122	0
Bhutan	6648	189	4	0
Democratic People's Republic of Korea	0	0	0	0
Sub-Total	53772642	145042	748376	1390

Eastern Mediterranean Region

Iran (Islamic Republic of)	6657842	38757	133048	114
Iraq	2258844	5360	24570	27
Pakistan	1465910	2799	29553	37
Jordan	1374453	22720	13382	35
Morocco	1149582	1618	15657	40
Lebanon	984607	6482	9750	20

Tunisia	950575	5122	26824	131
United Arab Emirates	860976	1615	2269	4
Saudi Arabia	715974	3330	8959	2
Kuwait	587102	3989	2513	2
Libya	456276	3326	6087	7
Egypt	444117	2194	23053	60
Bahrain	435244	7121	1416	2
Oman	356900	2303	4188	8
Qatar	347365	819	653	1
Afghanistan	167739	815	7454	12
Sudan	59345	0	3758	0
Syrian Arab Republic	52119	114	3014	3
Somalia	26203	0	1340	0
Djibouti	15525	1	189	0
Yemen	11579	26	2090	2
occupied Palestinian territor	594037	7682	5196	15
Sub-total	19972314	116193	324963	522
Region of the Americas				
United States of America	76255008	364896	898668	3279
Brazil	26599593	66583	632621	428
Argentina	8615285	0	122943	0

Colombia	5975786	9080	135992	235
Mexico	5160767	7	309752	1
Peru	3372895	9406	207114	130
Canada	3140025	14997	34847	126
Chile	2431845	26173	40087	27
Cuba	1055927	1018	8447	4
Bolivia (Plurinational State of	874906	2095	21171	21
Ecuador	769149	0	34739	0
Costa Rica	733708	2746	7694	18
Uruguay	733010	6968	6656	19
Panama	729027	1614	7860	16
Guatemala	712057	0	16509	0
Paraguay	610207	2260	17653	48
Dominican Republic	564467	810	4332	3
Venezuela (Bolivarian Repub	497977	1694	5495	8
Honduras	398900	0	10551	0
El Salvador	135109	0	3960	8
Jamaica	126350	128	2699	1
Trinidad and Tobago	115843	573	3467	7
Suriname	75889	358	1285	2
Guyana	61616	0	1182	0

Belize	54179	635	630	1
Barbados	48658	0	286	0
Bahamas	32802	0	753	0
Haiti	29549	0	804	0
Saint Lucia	21735	44	341	0
Nicaragua	13792	65	222	1
Grenada	12886	14	211	0
Dominica	10000	0	51	0
Saint Vincent and the Grenac	8144	10	99	0
Antigua and Barbuda	6853	0	131	0
Saint Kitts and Nevis	5484	8	38	0
Territories				
Puerto Rico	465338	55	3960	15
Guadeloupe	104179	0	855	0
Martinique	99753	3134	845	3
French Guiana	76773	0	383	0
Curaçao	37854	45	247	1
Aruba	33328	26	195	0
Cayman Islands	15934	0	16	0
United States Virgin Islands	15045	0	103	0
Bermuda	11058	137	119	1
Saint Martin	9433	0	42	0

Sint Maarten	9407	21	82	2
Bonaire	6655	15	28	0
British Virgin Islands	5928	0	58	7
Turks and Caicos Islands	5789	0	35	0
Saint Barthélemy	3427	0	4	0
Anguilla	2436	0	9	0
Saint Pierre and Miquelon	921	93	1	0
Sint Eustatius	409	8	2	1
Saba	200	0	0	0
Montserrat	163	0	1	0
Falkland Islands (Malvinas)	91	0	0	0

Sub-total	140893549	515716	2546275	4413
------------------	------------------	---------------	----------------	-------------

African Region

South Africa	3628014	2824	96289	268
Ethiopia	466840	163	7385	12
Kenya	322214	63	5621	0
Zambia	307636	319	3933	0
Algeria	259088	610	6667	13
Botswana	257167	0	2593	0
Nigeria	253838	58	3139	0
Zimbabwe	230740	338	5367	5
Mozambique	224434	87	2185	2
Uganda	162510	68	3570	2
Ghana	157751	0	1419	0
Namibia	156482	38	3982	2

Rwanda	129177	20	1447	0
Cameroon	117676	0	1907	0
Angola	98424	15	1896	0
Democratic Republic of the C	85708	22	1316	0
Senegal	85256	19	1956	0
Malawi	84876	32	2575	2
Côte d'Ivoire	80976	38	787	0
Mauritius	70862	0	786	0
Eswatini	68661	82	1380	2
Madagascar	61434	0	1307	0
Mauritania	58508	18	969	0
Cabo Verde	55811	9	398	0
Gabon	47362	0	302	0
Seychelles	38293	169	150	3
Burundi	37756	0	15	0
Togo	36612	7	270	1
Guinea	36281	11	432	0
United Republic of Tanzania	33436	206	792	3
Lesotho	32350	0	695	0
Mali	30228	12	715	0
Benin	26498	0	163	0

Congo	23854	62	375	0
Burkina Faso	20685	2	375	3
South Sudan	16861	5	137	0
Equatorial Guinea	15845	0	182	0
Central African Republic	14110	87	110	0
Gambia	11911	31	365	1
Eritrea	9651	7	101	0
Niger	8696	5	303	0
Comoros	7965	1	160	0
Guinea-Bissau	7802	30	158	0
Sierra Leone	7628	1	125	0
Liberia	7346	0	290	0
Chad	7216	0	190	0
Sao Tome and Principe	5912	0	71	0
Territories				
Réunion	256787	30782	565	34
Mayotte	36556	39	187	0
Saint Helena	0	0	0	0
	8201724	36280	166102	353
Subtotal all regions - without China	396131601	2797668	5737962	11237
Other	764	0	13	0

Grand total - without China	396132365	2797668	5737975	11237
Grand total with China	399600607	2893613	5757562	11378

Transmission
classification

Community
transmission
Community
transmission

Clusters of cases

Clusters of cases


Clusters of cases

Clusters of cases

Clusters of cases
Sporadic cases
Sporadic cases

Clusters of cases
Sporadic cases
Community
transmission
Sporadic cases
Sporadic cases
Sporadic cases
No cases
No cases
No cases
No cases
No cases
No cases
No cases
No cases
No cases
No cases

No cases



Sporadic cases

Clusters of cases

Sporadic cases


Pending

Sporadic cases

No cases

No Cases

No Cases



Clusters of cases

Community

transmission

Community

transmission

Community

transmission

Clusters of cases

Community

transmission

Community

transmission

Community

transmission

Community

transmission

Community

transmission

Community

transmission

Community

transmission

Community

transmission

Community

transmission

Clusters of cases
Community
transmission
Community
transmission
Community
transmission
Community
transmission
Community
transmission

Clusters of cases
Community
transmission
Community
transmission

Clusters of cases
Community
transmission

Clusters of cases
Community
transmission

Clusters of cases
Community
transmission
Community
transmission
Community
transmission

Clusters of cases
Community
transmission
Community
transmission
Community
transmission
Sporadic cases

Clusters of cases
Community
transmission

Clusters of cases

Clusters of cases

Clusters of cases

Clusters of cases

Clusters of cases

Clusters of cases

Clusters of cases
Community
transmission

Clusters of cases
Pending
Community
transmission
Community
transmission
Community
transmission
Sporadic cases
Sporadic cases
Sporadic cases
No cases


Community
transmission
Community
transmission

Clusters of cases
No cases
Sporadic cases

Community
transmission
Community
transmission
Community
transmission
Community
transmission
Community
transmission

Clusters of cases
Community
transmission
Community
transmission
Community
transmission
Community
transmission

Clusters of cases
Community
transmission
Community
transmission

Clusters of cases
Community
transmission

Community
transmission





Community
transmission
Community
transmission
Community
transmission

Community
transmission
Community
transmission

Clusters of cases
Community
transmission
Community
transmission
Community
transmission
Community
transmission
Community
transmission

Clusters of cases
Community
transmission

Clusters of cases

Community
transmission
Community
transmission
Community
transmission
Community
transmission
Community
transmission
Community
transmission
Community
transmission
Community
transmission
Community
transmission
Sporadic cases
Community
transmission

