

Reporting Country/ Territory/Area	Total confirmed cases	Total confirmed new cases	Total deaths	Total new deaths
--------------------------------------	-----------------------------	---------------------------------	--------------	---------------------

Western Pacific Region

Philippines	3616387	6835	54538	12
Japan	3372297	71708	19446	122
Malaysia	2925254	11034	32043	9
Australia	2385020	23168	4247	46
Viet Nam	2358786	16815	38424	100
Republic of Korea	1081681	36719	6922	36
Mongolia	860976	0	2055	0
Singapore	405629	7806	874	3
China	141817	768	5700	0
Lao People's Democratic Rep	136720	282	574	0
Cambodia	121881	108	3015	0
Fiji	63356	75	813	2
Papua New Guinea	37788	56	597	0
Brunei Darussalam	18152	368	59	0
New Zealand	17876	265	53	0
Solomon Islands	3319	124	37	4
Palau	2716	160	0	0
Kiribati	1744	201	0	0
Samoa	33	0	0	0
Tonga	14	6	0	0
Vanuatu	7	0	0	0
Marshall Islands	4	0	0	0
Kiribati	0	0	0	0
Micronesia (Federated States)	0	0	0	0
Nauru	0	0	0	0
Niue	0	0	0	0
Tuvalu	0	0	0	0

Territories				
French Polynesia	50579	1058	636	0
New Caledonia	28764	2848	284	0
Guam	28237	0	298	2
Northern Mariana Islands (C	6332	230	23	0
Wallis and Futuna	453	0	7	0
American Samoa	18	0	0	0
Pitcairn Islands	0	0	0	0
Tokelau	0	0	0	0

Sub-Total	17665840	180634	170645	336
Sub-Total - without China	14293543	108926	151199	214

European Region				
France	20250640	45694	130078	417
The United Kingdom	17866636	63307	158363	45
Russian Federation	13147666	165643	336721	698
Turkey	12334124	96514	88970	236
Italy	11663338	41602	149097	326
Germany	11287428	169571	118943	177
Spain	10395472	10811	94570	23
Poland	5217106	31349	106894	287
Netherlands	4969660	77648	21336	4
Ukraine	4341790	34353	101647	255
Belgium	3344833	21	29337	5
Czechia	3273375	29677	37549	71
Israel	3257942	43852	9226	23
Portugal	2932990	17019	20258	36

Switzerland	2423309	39	12390	1
Romania	2418779	16958	60723	81
Sweden	2287785	0	16180	0
Austria	2097608	28112	13733	14
Greece	2066696	18847	24210	116
Denmark	2037891	34849	3909	28
Serbia	1779782	11439	14054	63
Hungary	1657615	7053	42069	94
Kazakhstan	1363682	2019	18672	12
Georgia	1350454	24616	15300	54
Ireland	1221082	3975	6228	0
Slovakia	1146260	19240	17995	22
Bulgaria	1003448	8012	33946	176
Croatia	985050	1270	14194	57
Norway	893552	1707	1466	0
Slovenia	800012	5508	6485	0
Belarus	783260	5869	6159	12
Lithuania	764811	8605	8014	15
Azerbaijan	703334	4680	8898	27
Finland	542262	7473	2097	2
Republic of Moldova	471524	2742	10803	27
Latvia	453751	3646	4960	9

Estonia	391849	6282	2075	10
Armenia	391588	0	8097	0
Bosnia and Herzegovina	356930	575	14800	78
North Macedonia	278872	690	8599	18
Cyprus	274979	3374	749	4
Albania	264875	251	3387	7
Uzbekistan	230401	773	1588	2
Montenegro	223769	289	2601	2
Kyrgyzstan	199617	98	2909	4
Luxembourg	168988	69	964	2
Iceland	79511	1310	50	0
Malta	69172	175	570	1
Andorra	36808	209	147	0
Tajikistan	17749	4	125	0
San Marino	13572	1	109	0
Liechtenstein	9956	0	70	0
Monaco	8808	38	48	0
Holy See	26	0	0	0
Turkmenistan	0	0	0	0
Territories				
Kosovo[1]	218239	754	3041	8
Jersey	32850	238	104	0
Faroe Islands	24360	354	20	0
Isle of Man	21855	29	73	0
Gibraltar	13740	91	101	0

Guernsey	11904	58	31	0
Greenland	11276	199	7	1
Sub-Total	156886641	1059581	1795739	3550

South-East Asia Region

India	42339611	67597	504062	1188
Indonesia	4580093	37492	144719	83
Thailand	2517869	10398	22320	17
Bangladesh	1879255	8354	28670	43
Nepal	968611	1184	11838	11
Sri Lanka	620732	0	15621	0
Myanmar	538409	0	19310	0
Maldives	151913	0	284	0
Timor-Leste	20748	247	122	0
Bhutan	6459	159	4	0
Democratic People's Republic of Korea	0	0	0	0
Sub-Total	53623700	125431	746950	1342

Eastern Mediterranean Region

Iran (Islamic Republic of)	6619085	39819	132934	104
Iraq	2253484	5285	24543	27
Pakistan	1463111	3338	29516	38
Jordan	1351733	21626	13347	27
Morocco	1147964	721	15617	24
Lebanon	978125	6351	9730	19

Tunisia	945453	1278	26693	14
United Arab Emirates	859361	1704	2265	1
Saudi Arabia	712644	3747	8957	3
Kuwait	583113	4294	2511	1
Libya	452950	2832	6080	13
Egypt	441923	2272	22993	57
Bahrain	428123	7042	1414	3
Oman	354597	2410	4180	8
Qatar	346546	923	652	0
Afghanistan	166924	733	7442	10
Sudan	59294	0	3632	0
Syrian Arab Republic	52005	90	3011	3
Somalia	26203	136	1340	5
Djibouti	15524	14	189	0
Yemen	11553	287	2088	60
occupied Palestinian territor	586355	7931	5181	15
Sub-total	19856070	112833	324315	432
Region of the Americas				
United States of America	75890112	164869	895389	1519
Brazil	26533010	59737	632193	391
Argentina	8615285	25406	122943	259

Colombia	5966706	10356	135757	239
Mexico	5151525	10234	309546	129
Peru	3363489	14191	206984	93
Canada	3125028	28811	34721	340
Chile	2405672	33839	40060	73
Cuba	1054909	1349	8443	4
Bolivia (Plurinational State of	872811	1062	21150	21
Ecuador	769149	2751	34739	9
Panama	727413	2345	7844	20
Uruguay	726042	6094	6637	12
Costa Rica	721971	0	7641	0
Guatemala	712057	2147	16509	14
Paraguay	607947	2942	17605	47
Dominican Republic	563657	2000	4329	7
Venezuela (Bolivarian Repub	496283	1448	5487	6
Honduras	398900	1352	10551	3
El Salvador	135109	0	3952	10
Jamaica	126222	229	2698	4
Trinidad and Tobago	115270	505	3460	6
Suriname	75531	129	1283	4
Guyana	61616	212	1182	2

Belize	53544	0	629	0
Barbados	48658	881	286	0
Bahamas	32802	122	753	5
Haiti	29549	0	804	0
Saint Lucia	21691	178	341	0
Nicaragua	13727	0	221	0
Grenada	12872	10	211	0
Dominica	10000	0	51	0
Saint Vincent and the Grenac	8134	20	99	4
Antigua and Barbuda	6853	121	131	4
Saint Kitts and Nevis	5476	1	38	1
Territories				
Puerto Rico	465283	262	3945	1
Guadeloupe	104179	0	855	0
Martinique	96619	0	842	0
French Guiana	76773	264	383	0
Curaçao	37809	283	246	4
Aruba	33302	102	195	1
Cayman Islands	15934	0	16	0
United States Virgin Islands	15045	57	103	1
Bermuda	10921	0	118	0
Saint Martin	9433	0	42	0

Sint Maarten	9386	13	80	1
Bonaire	6640	84	28	0
British Virgin Islands	5928	0	51	0
Turks and Caicos Islands	5789	2	35	0
Saint Barthélemy	3427	0	4	0
Anguilla	2384	0	8	0
Saint Pierre and Miquelon	828	0	1	0
Sint Eustatius	401	11	1	0
Saba	200	0	0	0
Montserrat	163	0	1	0
Falkland Islands (Malvinas)	91	0	0	0

Sub-total	140359555	374419	2541621	3234
------------------	------------------	---------------	----------------	-------------

African Region

South Africa	3625190	1228	96021	186
Ethiopia	466677	138	7373	10
Kenya	322151	55	5621	0
Zambia	307317	111	3933	3
Algeria	258478	502	6654	8
Botswana	257167	1126	2593	8
Nigeria	253780	53	3139	0
Zimbabwe	230402	0	5362	0
Mozambique	224347	8	2183	0
Uganda	162442	67	3568	2
Ghana	157751	210	1419	7
Namibia	156444	73	3980	0

Rwanda	129157	32	1447	1
Cameroon	117676	0	1907	0
Angola	98409	45	1896	0
Democratic Republic of the C	85686	0	1316	0
Senegal	85237	31	1956	0
Malawi	84844	31	2573	2
Côte d'Ivoire	80938	18	787	1
Mauritius	70862	0	786	0
Eswatini	68579	26	1378	0
Madagascar	61434	0	1307	0
Mauritania	58490	32	969	2
Cabo Verde	55802	30	398	2
Gabon	47362	214	302	1
Seychelles	38124	239	147	0
Burundi	37756	14	15	0
Togo	36605	7	269	0
Guinea	36270	8	432	4
United Republic of Tanzania	33230	0	789	0
Lesotho	32350	92	695	1
Mali	30216	59	715	0
Benin	26498	0	163	0

Congo	23792	0	375	0
Burkina Faso	20683	4	372	0
South Sudan	16856	5	137	0
Equatorial Guinea	15845	0	182	0
Central African Republic	14023	0	110	0
Gambia	11880	0	364	0
Eritrea	9644	7	101	1
Niger	8691	5	303	1
Comoros	7964	0	160	0
Guinea-Bissau	7772	0	158	0
Sierra Leone	7627	0	125	0
Liberia	7346	0	290	0
Chad	7216	59	190	0
Sao Tome and Principe	5912	0	71	0
Territories				
Réunion	226005	0	531	0
Mayotte	36517	43	187	0
Saint Helena	0	0	0	0
	8165444	4572	165749	240
Subtotal all regions - without China	393184953	1785762	5725573	9012
Other	764	0	13	0

Grand total - without China	393185717	1785762	5725586	9012
Grand total with China	396558014	1857470	5745032	9134

Transmission
classification

Community
transmission
Community
transmission

Clusters of cases

Clusters of cases


Clusters of cases

Clusters of cases

Clusters of cases
Sporadic cases
Sporadic cases

Clusters of cases
Sporadic cases
Community
transmission
Sporadic cases
Sporadic cases
Sporadic cases
No cases
No cases
No cases
No cases
No cases
No cases
No cases
No cases
No cases
No cases

No cases



Sporadic cases

Clusters of cases

Sporadic cases


Pending

Sporadic cases

No cases

No Cases

No Cases



Clusters of cases

Community

transmission

Community

transmission

Community

transmission

Clusters of cases

Community

transmission

Community

transmission

Community

transmission

Community

transmission

Community

transmission

Community

transmission

Community

transmission

Community

transmission

Community

transmission

Clusters of cases
Community
transmission
Community
transmission
Community
transmission
Community
transmission
Community
transmission

Clusters of cases
Community
transmission
Community
transmission

Clusters of cases
Community
transmission

Clusters of cases
Community
transmission

Clusters of cases
Community
transmission
Community
transmission
Community
transmission

Clusters of cases
Community
transmission
Community
transmission
Community
transmission
Sporadic cases

Clusters of cases
Community
transmission

Clusters of cases

Clusters of cases

Clusters of cases

Clusters of cases

Clusters of cases

Clusters of cases

Clusters of cases
Community
transmission

Clusters of cases
Pending
Community
transmission
Community
transmission
Community
transmission
Sporadic cases
Sporadic cases
Sporadic cases
No cases


Community
transmission
Community
transmission

Clusters of cases
No cases
Sporadic cases

Community
transmission
Community
transmission
Community
transmission
Community
transmission
Community
transmission

Clusters of cases
Community
transmission
Community
transmission
Community
transmission
Community
transmission

Clusters of cases
Community
transmission
Community
transmission

Clusters of cases
Community
transmission

Community
transmission





Community
transmission
Community
transmission
Community
transmission

Community
transmission
Community
transmission

Clusters of cases
Community
transmission
Community
transmission
Community
transmission
Community
transmission
Community
transmission

Clusters of cases
Community
transmission

Clusters of cases

Community
transmission
Community
transmission
Community
transmission
Community
transmission
Community
transmission
Community
transmission
Community
transmission
Community
transmission
Community
transmission
Sporadic cases
Community
transmission

