

Reporting Country/ Territory/Area	Total confirmed cases	Total confirmed new cases	Total deaths	Total new deaths
--------------------------------------	-----------------------------	---------------------------------	--------------	---------------------

Western Pacific Region

Philippines	3609568	8361	54526	312
Japan	3300589	92865	19324	67
Malaysia	2914220	10089	32034	9
Australia	2364744	23750	4201	45
Viet Nam	2341971	14112	38324	63
Republic of Korea	1044963	35286	6886	13
Mongolia	860976	860	2055	3
Singapore	397823	7752	871	3
China	141050	464	5700	0
Lao People's Democratic Rep	136438	290	574	9
Cambodia	121773	111	3015	0
Fiji	63274	0	811	0
Papua New Guinea	37732	66	597	0
Brunei Darussalam	17784	380	59	0
New Zealand	17612	215	53	0
Solomon Islands	3182	392	33	8
Palau	2556	61	0	0
Kiribati	1543	156	0	0
Samoa	33	0	0	0
Tonga	8	1	0	0
Vanuatu	7	0	0	0
Marshall Islands	4	0	0	0
Kiribati	0	0	0	0
Micronesia (Federated States)	0	0	0	0
Nauru	0	0	0	0
Niue	0	0	0	0
Tuvalu	0	0	0	0

Territories				
French Polynesia	49521	0	636	0
Guam	28237	0	296	0
New Caledonia	25916	1289	284	0
Northern Mariana Islands (C	6102	211	23	0
Wallis and Futuna	453	0	7	0
American Samoa	18	0	0	0
Pitcairn Islands	0	0	0	0
Tokelau	0	0	0	0

Sub-Total	17488097	196711	170309	532
Sub-Total - without China	14187508	103846	150985	465

European Region				
France	20204946	155489	129661	129
The United Kingdom	17803329	53326	158318	75
Russian Federation	12982023	171905	336023	609
Turkey	12237610	87934	88734	201
Italy	11621736	78943	148771	229
Germany	11117857	95267	118766	49
Spain	10199717	0	94040	0
Poland	5185757	21977	106607	10
Netherlands	4892041	80946	21332	8
Ukraine	4307437	23378	101392	115
Belgium	3296038	0	29227	0
Czechia	3243698	9127	37478	29
Israel	3213839	52600	9180	20
Portugal	2915971	31431	20222	51

Romania	2401821	16108	60642	82
Switzerland	2354991	0	12370	0
Sweden	2287785	0	16180	0
Austria	2069496	29175	13719	7
Greece	2047849	10980	24094	95
Denmark	2003042	36512	3881	18
Serbia	1768343	10602	13991	63
Hungary	1650562	33716	41975	234
Kazakhstan	1361663	3689	18660	19
Georgia	1325838	11235	15246	34
Ireland	1205914	0	6228	0
Slovakia	1127020	9965	17973	15
Bulgaria	995436	2181	33770	42
Croatia	983780	4780	14137	59
Norway	891845	8094	1466	0
Slovenia	794443	7458	6482	2
Belarus	777391	8315	6147	15
Lithuania	756206	6592	7999	13
Azerbaijan	698654	7474	8871	25
Finland	534789	1763	2095	0
Republic of Moldova	468782	1511	10776	8
Latvia	450105	7234	4951	6

Armenia	391588	1631	8097	11
Estonia	385567	4621	2065	6
Bosnia and Herzegovina	356355	436	14722	25
North Macedonia	278182	1045	8578	25
Cyprus	271605	2214	745	4
Albania	264624	659	3380	4
Uzbekistan	229628	832	1586	2
Montenegro	223457	491	2599	3
Kyrgyzstan	199519	83	2905	3
Luxembourg	165958	0	958	0
Iceland	78201	1499	50	1
Malta	68997	158	569	4
Andorra	36599	0	147	0
Tajikistan	17745	3	125	0
San Marino	13571	17	109	0
Liechtenstein	9622	0	70	0
Monaco	8770	9	48	0
Holy See	26	0	0	0
Turkmenistan	0	0	0	0
Territories				
Kosovo[1]	217485	1283	3033	6
Jersey	32073	0	104	0
Faroe Islands	24006	421	20	0
Isle of Man	21692	28	73	0
Gibraltar	13649	72	101	0

Guernsey	11666	0	31	0
Greenland	11077	0	6	0
Sub-Total	155509416	1095209	1791525	2356

South-East Asia Region

India	42272014	83876	502874	895
Indonesia	4542601	26121	144636	82
Thailand	2507471	10470	22303	12
Bangladesh	1870901	9369	28627	38
Nepal	967427	1022	11827	13
Sri Lanka	618520	0	15595	0
Myanmar	537901	0	19310	0
Maldives	150337	0	283	0
Timor-Leste	20501	98	122	0
Bhutan	6300	208	4	0
Democratic People's Republic of Korea	0	0	0	0
Sub-Total	53493973	131164	745581	1040

Eastern Mediterranean Region

Iran (Islamic Republic of)	6579266	35429	132830	85
Iraq	2248199	3589	24516	17
Pakistan	1459773	4874	29478	30
Jordan	1330107	15864	13320	20
Morocco	1147243	1202	15593	18
Lebanon	971774	6147	9711	17

Tunisia	944175	3952	26679	67
United Arab Emirates	857657	2015	2264	2
Saudi Arabia	708897	3260	8954	1
Kuwait	578819	4232	2510	2
Libya	450118	4242	6067	15
Egypt	439651	2301	22936	59
Bahrain	421081	7709	1411	0
Oman	352187	6146	4172	14
Qatar	345623	912	652	0
Afghanistan	166191	479	7432	7
Sudan	59194	0	3604	0
Syrian Arab Republic	51915	89	3008	4
Somalia	26067	0	1335	0
Djibouti	15510	0	189	0
Yemen	11266	17	2028	2
occupied Palestinian territor	578424	4319	5166	14
Sub-total	19743137	106778	323855	374
Region of the Americas				
United States of America	75725243	308282	893870	3406
Brazil	26473273	197442	631802	1308
Argentina	8589879	34500	122684	245

Colombia	5956350	12567	135518	236
Mexico	5141291	35243	309417	588
Peru	3349298	18008	206891	245
Canada	3096217	0	34381	0
Chile	2371833	36799	39987	57
Cuba	1053560	1340	8439	8
Bolivia (Plurinational State of	871749	1857	21129	27
Ecuador	766398	27101	34730	158
Panama	725068	3589	7824	11
Costa Rica	721971	0	7641	0
Uruguay	719948	9074	6625	19
Guatemala	709910	4296	16495	25
Paraguay	605005	3189	17558	43
Dominican Republic	561657	2721	4322	7
Venezuela (Bolivarian Repub	494835	2157	5481	7
Honduras	397548	0	10548	0
El Salvador	135109	0	3942	9
Jamaica	125993	212	2694	3
Trinidad and Tobago	114765	867	3454	6
Suriname	75402	150	1279	5
Guyana	61404	296	1180	1

Belize	53544	0	629	0
Barbados	47777	653	286	0
Bahamas	32680	0	748	0
Haiti	29549	0	804	0
Saint Lucia	21513	0	341	0
Nicaragua	13727	0	221	0
Grenada	12862	28	211	0
Dominica	10000	0	51	0
Saint Vincent and the Grenac	8114	0	95	0
Antigua and Barbuda	6732	0	127	0
Saint Kitts and Nevis	5475	6	37	0
Territories				
Puerto Rico	465021	1733	3944	5
Guadeloupe	104179	0	855	0
Martinique	96619	0	842	0
French Guiana	76509	0	383	0
Curaçao	37526	0	242	0
Aruba	33200	0	194	0
Cayman Islands	15934	0	16	0
United States Virgin Islands	14988	0	102	0
Bermuda	10921	0	118	0
Saint Martin	9433	0	42	0

Sint Maarten	9373	0	79	0
Bonaire	6556	0	28	0
British Virgin Islands	5928	0	51	0
Turks and Caicos Islands	5787	9	35	0
Saint Barthélemy	3427	0	4	0
Anguilla	2384	0	8	0
Saint Pierre and Miquelon	828	0	1	0
Sint Eustatius	390	0	1	0
Saba	200	0	0	0
Montserrat	163	0	1	0
Falkland Islands (Malvinas)	91	0	0	0

Sub-total	139985136	702119	2538387	6419
------------------	------------------	---------------	----------------	-------------

African Region

South Africa	3623962	1752	95835	18
Ethiopia	466539	84	7363	7
Kenya	322096	53	5621	14
Zambia	307206	429	3930	0
Algeria	257976	378	6646	6
Botswana	256041	0	2585	0
Nigeria	253727	42	3139	3
Zimbabwe	230402	67	5362	2
Mozambique	224339	30	2183	0
Uganda	162375	35	3566	4
Ghana	157541	0	1412	0
Namibia	156371	184	3980	6

Rwanda	129125	0	1446	0
Cameroon	117676	0	1907	0
Angola	98364	13	1896	0
Democratic Republic of the C	85686	85	1316	38
Senegal	85206	28	1956	1
Malawi	84813	18	2571	1
Côte d'Ivoire	80920	19	786	0
Mauritius	70862	0	786	0
Eswatini	68553	2	1378	1
Madagascar	61434	0	1307	0
Mauritania	58458	15	967	3
Cabo Verde	55772	0	396	0
Gabon	47148	0	301	0
Seychelles	37885	110	147	0
Burundi	37742	124	15	0
Togo	36598	41	269	1
Guinea	36262	0	428	0
United Republic of Tanzania	33230	0	789	0
Lesotho	32258	0	694	0
Mali	30157	0	715	0
Benin	26498	0	163	0

Congo	23792	62	375	0
Burkina Faso	20679	0	372	0
South Sudan	16851	2	137	0
Equatorial Guinea	15845	0	182	0
Central African Republic	14023	0	110	0
Gambia	11880	0	364	0
Eritrea	9637	6	100	0
Niger	8686	4	302	0
Comoros	7964	36	160	0
Guinea-Bissau	7772	23	158	0
Sierra Leone	7627	0	125	0
Liberia	7346	70	290	0
Chad	7157	0	190	0
Sao Tome and Principe	5912	1	71	0
Territories				
Réunion	226005	0	531	0
Mayotte	36474	0	187	0
Saint Helena	0	0	0	0
	8160872	3713	165509	105
Subtotal all regions - without China	391080042	2142829	5715842	10759
Other	764	0	13	0

Grand total - without China	391080806	2142829	5715855	10759
Grand total with China	394381395	2235694	5735179	10826

Transmission
classification

Community
transmission
Community
transmission

Clusters of cases

Clusters of cases


Clusters of cases

Clusters of cases

Clusters of cases
Sporadic cases
Sporadic cases

Clusters of cases
Sporadic cases
Community
transmission
Sporadic cases
Sporadic cases
Sporadic cases
No cases
No cases
No cases
No cases
No cases
No cases
No cases
No cases
No cases
No cases

No cases



Sporadic cases

Clusters of cases

Sporadic cases


Pending

Sporadic cases

No cases

No Cases

No Cases



Clusters of cases

Community

transmission

Community

transmission

Community

transmission

Clusters of cases

Community

transmission

Community

transmission

Community

transmission

Community

transmission

Community

transmission

Community

transmission

Community

transmission

Community

transmission

Community

transmission

Clusters of cases
Community
transmission
Community
transmission
Community
transmission
Community
transmission
Community
transmission

Clusters of cases
Community
transmission
Community
transmission

Clusters of cases
Community
transmission

Clusters of cases
Community
transmission

Clusters of cases
Community
transmission
Community
transmission
Community
transmission

Clusters of cases
Community
transmission
Community
transmission
Community
transmission
Sporadic cases

Clusters of cases
Community
transmission

Clusters of cases

Clusters of cases

Clusters of cases

Clusters of cases

Clusters of cases

Clusters of cases

Clusters of cases
Community
transmission

Clusters of cases
Pending
Community
transmission
Community
transmission
Community
transmission
Sporadic cases
Sporadic cases
Sporadic cases
No cases


Community
transmission
Community
transmission

Clusters of cases
No cases
Sporadic cases

Community
transmission
Community
transmission
Community
transmission
Community
transmission
Community
transmission

Clusters of cases
Community
transmission
Community
transmission
Community
transmission
Community
transmission

Clusters of cases
Community
transmission
Community
transmission

Clusters of cases
Community
transmission

Community
transmission





Community
transmission
Community
transmission
Community
transmission

Community
transmission
Community
transmission

Clusters of cases
Community
transmission
Community
transmission
Community
transmission
Community
transmission
Community
transmission

Clusters of cases
Community
transmission

Clusters of cases

Community
transmission
Community
transmission
Community
transmission
Community
transmission
Community
transmission
Community
transmission
Community
transmission
Community
transmission
Community
transmission
Sporadic cases
Community
transmission

