

Reporting Country/ Territory/Area	Total confirmed cases	Total confirmed new cases	Total deaths	Total new deaths
--------------------------------------	-----------------------------	---------------------------------	--------------	---------------------

### Western Pacific Region

Philippines	3569665	9493	54054	51
Malaysia	2876324	5566	31985	7
Japan	2811050	80222	18871	79
Viet Nam	2286750	11023	37777	0
Australia	2213084	30694	3835	77
Republic of Korea	884310	20270	6787	15
Mongolia	444606	0	2040	0
Singapore	359075	6264	858	3
China	139457	252	5700	0
Lao People's Democratic Rep	134438	585	551	4
Cambodia	121390	35	3015	0
Fiji	62855	0	801	0
Papua New Guinea	37270	0	597	0
Brunei Darussalam	16558	82	59	0
New Zealand	16442	196	53	0
Palau	1859	177	0	0
Solomon Islands	1852	366	13	1
Kiribati	629	169	0	0
Samoa	32	0	0	0
Vanuatu	7	0	0	0
Marshall Islands	4	0	0	0
Tonga	2	1	0	0
Kiribati	0	0	0	0
Micronesia (Federated States)	0	0	0	0
Nauru	0	0	0	0
Niue	0	0	0	0
Tuvalu	0	0	0	0

Territories				
French Polynesia	48731	465	636	0
Guam	25617	0	294	4
New Caledonia	22137	1515	284	1
Northern Mariana Islands (C	5062	154	23	0
Wallis and Futuna	453	0	7	0
American Samoa	18	0	0	0
Pitcairn Islands	0	0	0	0
Tokelau	0	0	0	0
<b>Sub-Total</b>	<b>16079677</b>	<b>167529</b>	<b>168240</b>	<b>242</b>
<b>Sub-Total - without China</b>	<b>13203353</b>	<b>161963</b>	<b>136255</b>	<b>235</b>

European Region				
France	19010518	367424	128481	342
The United Kingdom	17428349	112458	156875	219
Russian Federation	12128796	141883	332690	678
Turkey	11721592	102601	87614	198
Italy	11116422	133306	146925	427
Germany	10186644	208498	118170	196
Spain	10039127	38594	93633	30
Poland	4981321	56051	105753	319
Netherlands	4538279	105840	21293	16
Ukraine	4130277	35014	100599	204
Belgium	3184201	25	29083	4
Czechia	3100462	57378	37281	38
Israel	2981468	60329	8926	28
Portugal	2690690	50888	19968	63

Romania	2256543	40018	60122	97
Switzerland	2244135	45	12310	0
Sweden	2183910	24621	15961	0
Greece	1965719	24996	23608	108
Austria	1888082	25391	13642	25
Denmark	1787935	45366	3770	15
Serbia	1697012	19214	13687	58
Hungary	1582517	19690	41548	77
Kazakhstan	1332643	7350	18547	19
Georgia	1226444	26320	15060	44
Ireland	1187216	4208	6136	0
Slovakia	1043008	20224	17877	27
Bulgaria	963108	11143	33405	87
Croatia	944552	7385	13893	66
Norway	781049	15992	1440	0
Belarus	744871	1918	6067	15
Slovenia	722648	11810	6357	3
Lithuania	701601	12916	7917	19
Azerbaijan	663693	5223	8755	21
Finland	501152	2387	2012	0
Republic of Moldova	449840	4794	10691	25
Latvia	401792	9028	4888	15

Armenia	374878	3956	8060	4
Estonia	351240	7180	2039	2
Bosnia and Herzegovina	349095	1628	14498	51
North Macedonia	270897	2000	8444	23
Albania	260076	1533	3353	7
Cyprus	259784	3038	734	1
Uzbekistan	225110	1087	1571	3
Montenegro	220591	787	2564	9
Kyrgyzstan	198719	201	2889	5
Luxembourg	159438	1453	953	1
Iceland	70721	1544	47	1
Malta	67963	249	551	1
Andorra	35958	0	145	0
Tajikistan	17724	8	125	0
San Marino	13085	202	109	0
Liechtenstein	9153	0	70	0
Monaco	8502	143	48	1
Holy See	26	0	0	0
Turkmenistan	0	0	0	0
Territories				
Kosovo[1]	207928	2033	3011	6
Jersey	31151	360	103	2
Isle of Man	21418	98	71	0
Faroe Islands	20749	1124	19	1
Gibraltar	13085	135	101	0

Guernsey	11316	55	30	0
Greenland	10821	114	6	0
<b>Sub-Total</b>	<b>147717044</b>	<b>1839256</b>	<b>1774525</b>	<b>3601</b>

#### South-East Asia Region

India	41630885	161386	497975	1733
Indonesia	4387286	17895	144373	25
Thailand	2456551	8587	22207	22
Bangladesh	1824180	12193	28461	36
Nepal	959775	2205	11764	12
Sri Lanka	613478	1156	15492	19
Myanmar	536393	0	19310	0
Maldives	143202	2142	278	1
Timor-Leste	20136	31	122	0
Bhutan	5393	190	4	0
Democratic People's Republic of Korea	0	0	0	0
<b>Sub-Total</b>	<b>52577279</b>	<b>205785</b>	<b>739986</b>	<b>1848</b>

#### Eastern Mediterranean Region

Iran (Islamic Republic of)	6408244	35070	132504	50
Iraq	2218483	7901	24405	16
Pakistan	1430366	5327	29301	32
Jordan	1243090	17781	13235	18
Morocco	1135796	3080	15435	35
Lebanon	928522	7314	9621	15

Tunisia	917814	8001	26362	74
United Arab Emirates	847142	2084	2248	5
Saudi Arabia	691125	3861	8941	1
Kuwait	552153	6436	2499	2
Libya	433932	4266	6028	11
Egypt	428202	2291	22683	48
Bahrain	382748	8173	1408	0
Oman	341708	2828	4148	2
Qatar	340383	1236	647	2
Afghanistan	163720	970	7417	3
Sudan	58623	0	3533	0
Syrian Arab Republic	51483	81	2992	3
Somalia	26067	0	1335	0
Djibouti	15472	8	189	0
Yemen	11113	52	2013	1
occupied Palestinian territor	546176	11016	5116	12
<b>Sub-total</b>	<b>19172362</b>	<b>127776</b>	<b>322060</b>	<b>330</b>
<b>Region of the Americas</b>				
United States of America	74500060	674709	880580	2656
Brazil	25426744	77947	627138	284
Argentina	8378656	43472	121273	285

Colombia	5887261	15284	134300	221
Mexico	4942590	12	306091	0
Peru	3239538	15132	205834	329
Canada	3055826	19776	33873	151
Chile	2190561	24577	39733	12
Cuba	1046400	1610	8407	8
Bolivia (Plurinational State of	855705	3425	20951	32
Ecuador	732038	2278	34533	19
Panama	700274	3150	7732	16
Costa Rica	694865	12385	7575	42
Guatemala	690290	681	16385	6
Uruguay	668425	6984	6479	20
Paraguay	583662	6853	17321	61
Dominican Republic	556520	1275	4310	3
Venezuela (Bolivarian Repub	485974	1953	5447	7
Honduras	391874	0	10504	0
El Salvador	135109	954	3908	9
Jamaica	124806	294	2663	5
Trinidad and Tobago	112019	470	3412	8
Suriname	73769	418	1263	2
Guyana	59889	86	1168	2

Belize	51285	798	629	4
Barbados	45216	1223	281	2
Bahamas	32562	50	746	0
Haiti	29217	0	876	0
Saint Lucia	20942	0	329	1
Nicaragua	13727	46	221	1
Grenada	12498	162	210	0
Dominica	9032	0	51	0
Saint Vincent and the Grenac	7939	10	94	0
Antigua and Barbuda	6627	0	127	0
Saint Kitts and Nevis	5435	13	37	4
Territories				
Puerto Rico	457641	140	3867	12
Guadeloupe	104179	0	855	0
Martinique	90745	3111	833	1
French Guiana	76054	812	378	7
Curaçao	37128	43	232	3
Aruba	33000	44	193	0
United States Virgin Islands	14903	33	101	0
Cayman Islands	13788	0	15	0
Bermuda	10793	241	117	1
Saint Martin	9433	0	42	0



Sint Maarten	9308	23	79	0
Bonaire	6461	15	27	0
British Virgin Islands	5875	0	49	0
Turks and Caicos Islands	5727	0	34	0
Saint Barthélemy	3427	0	4	0
Anguilla	2361	0	8	0
Saint Pierre and Miquelon	828	0	1	0
Sint Eustatius	352	0	1	0
Saba	200	1	0	0
Montserrat	163	0	1	0
Saba	7	0	0	0

<b>Sub-total</b>	<b>136649708</b>	<b>920490</b>	<b>2511318</b>	<b>4214</b>
------------------	------------------	---------------	----------------	-------------

#### African Region

South Africa	3608307	3085	95288	195
Ethiopia	465477	319	7343	6
Kenya	321552	171	5587	4
Zambia	305557	510	3920	3
Algeria	253520	1403	6593	14
Nigeria	253340	159	3136	0
Botswana	253036	0	2581	0
Zimbabwe	229851	185	5350	12
Mozambique	223949	122	2174	1
Uganda	162007	78	3545	7
Ghana	156920	0	1395	0
Namibia	155942	43	3969	2

Rwanda	128933	42	1444	4
Cameroon	116718	0	1880	0
Angola	98226	150	1895	0
Democratic Republic of the C	85510	131	1278	0
Senegal	85038	39	1949	3
Malawi	84572	97	2563	2
Côte d'Ivoire	80783	65	785	0
Mauritius	70862	0	786	0
Eswatini	68423	56	1375	0
Madagascar	59319	0	1274	0
Mauritania	58298	100	956	3
Cabo Verde	55721	26	396	0
Gabon	46925	0	301	0
Burundi	37469	37	15	0
Seychelles	37194	72	142	0
Togo	36509	18	268	0
Guinea	36166	154	419	3
United Republic of Tanzania	32920	0	778	0
Lesotho	32176	0	693	0
Mali	30102	49	715	1
Benin	26498	48	163	0

Congo	23705	0	371	0
Burkina Faso	20649	25	371	5
South Sudan	16810	8	137	0
Equatorial Guinea	15828	26	182	0
Central African Republic	14023	104	110	0
Gambia	11863	0	364	0
Eritrea	9536	0	98	0
Niger	8655	6	301	3
Comoros	7832	5	160	1
Sierra Leone	7623	1	125	0
Guinea-Bissau	7586	0	156	0
Liberia	7272	18	290	0
Chad	7157	82	190	0
Sao Tome and Principe	5899	9	70	1
Territories				
Réunion	226005	45474	531	31
Mayotte	36436	75	187	0
Saint Helena	0	0	0	0
	8124699	52992	164599	301
Subtotal all regions - without China	377444445	3308262	5648743	10529
Other	764	0	13	0

Grand total - without China	377445209	3308262	5648756	10529
Grand total with China	380321533	3313828	5680741	10536

Transmission  
classification

Community  
transmission  
Community  
transmission

Clusters of cases

Clusters of cases


Clusters of cases

Clusters of cases

Clusters of cases  
Sporadic cases  
Sporadic cases

Clusters of cases  
Sporadic cases  
Community  
transmission  
Sporadic cases  
Sporadic cases  
Sporadic cases  
No cases  
No cases  
No cases  
No cases  
No cases  
No cases  
No cases  
No cases  
No cases  
No cases

No cases



Sporadic cases

Clusters of cases

Sporadic cases

Pending

Sporadic cases

No cases

No Cases

No Cases



Clusters of cases

Community

transmission

Community

transmission

Community

transmission

Clusters of cases

Community

transmission

Community

transmission

Community

transmission

Community

transmission

Community

transmission

Community

transmission

Community

transmission

Community

transmission

Community

transmission

Clusters of cases  
Community  
transmission  
Community  
transmission  
Community  
transmission  
Community  
transmission  
Community  
transmission

Clusters of cases  
Community  
transmission  
Community  
transmission

Clusters of cases  
Community  
transmission

Clusters of cases  
Community  
transmission

Clusters of cases  
Community  
transmission  
Community  
transmission  
Community  
transmission

Clusters of cases  
Community  
transmission  
Community  
transmission  
Community  
transmission  
Sporadic cases

Clusters of cases  
Community  
transmission

Clusters of cases

Clusters of cases

Clusters of cases

Clusters of cases

Clusters of cases

Clusters of cases

Clusters of cases  
Community  
transmission

Clusters of cases  
Pending  
Community  
transmission  
Community  
transmission  
Community  
transmission  
Sporadic cases  
Sporadic cases  
Sporadic cases  
No cases

Community  
transmission  
Community  
transmission

Clusters of cases  
No cases  
Sporadic cases



Community  
transmission  
No cases



Clusters of cases  
Community  
transmission  
Community  
transmission  
Community  
transmission

Clusters of cases

Clusters of cases

Clusters of cases

Clusters of cases  
Community  
transmission

Clusters of cases

No cases 205785 1848

127776 330

920490 4214

52992 301


Community  
transmission 3313828 10536

Community  
transmission  
Community  
transmission  
Community  
transmission  
Community  
transmission  
Community  
transmission

Community  
transmission  
Community  
transmission  
Community  
transmission  
Community  
transmission  
Community  
transmission

Clusters of cases  
Community  
transmission  
Community  
transmission  
Community  
transmission  
Community  
transmission

Clusters of cases  
Community  
transmission  
Community  
transmission

Clusters of cases  
Community  
transmission  
  
Community  
transmission




  
Community  
transmission  
Community  
transmission  
Community  
transmission



Community  
transmission  
Community  
transmission

Clusters of cases  
Community  
transmission  
Community  
transmission  
Community  
transmission  
Community  
transmission  
Community  
transmission

Clusters of cases  
Community  
transmission

Clusters of cases  
  
Community  
transmission  
Community  
transmission  
Community  
transmission  
Community  
transmission  
Community  
transmission  
Community  
transmission  
Community  
transmission  
Community  
transmission  
Community  
transmission  
Sporadic cases  
Community  
transmission







