

Reporting Country/ Territory/Area	Total confirmed cases	Total confirmed new cases	Total deaths	Total new deaths
--------------------------------------	-----------------------------	---------------------------------	--------------	---------------------

### Western Pacific Region

Philippines	3560202	14546	54003	112
Malaysia	2870758	4774	31978	13
Japan	2730828	61190	18792	28
Viet Nam	2275727	12674	37777	109
Australia	2182618	30447	3758	42
Republic of Korea	864042	18343	6772	17
Mongolia	444606	1196	2040	4
Singapore	352811	4481	855	1
China	139205	213	5700	0
Lao People's Democratic Rep	133853	329	547	3
Cambodia	121355	56	3015	0
Fiji	62855	460	801	3
Papua New Guinea	37270	125	597	0
Brunei Darussalam	16476	63	59	0
New Zealand	16245	205	53	1
Palau	1682	155	0	0
Solomon Islands	1486	303	12	3
Kiribati	460	96	0	0
Samoa	32	0	0	0
Vanuatu	7	0	0	0
Marshall Islands	4	0	0	0
Tonga	1	0	0	0
Kiribati	0	0	0	0
Micronesia (Federated States)	0	0	0	0
Nauru	0	0	0	0
Niue	0	0	0	0
Tuvalu	0	0	0	0

Territories				
French Polynesia	48266	0	636	0
Guam	25617	0	290	5
New Caledonia	20622	1843	283	0
Northern Mariana Islands (C	4908	44	23	0
Wallis and Futuna	453	0	7	0
American Samoa	18	0	0	0
Pitcairn Islands	0	0	0	0
Tokelau	0	0	0	0

Sub-Total	15912407	151543	167998	341
Sub-Total - without China	13041649	146769	136020	328

European Region				
France	18643094	82378	128139	347
The United Kingdom	17315897	92368	155754	51
Russian Federation	11986913	125836	332012	663
Turkey	11618991	93261	87416	182
Italy	10983116	57631	146498	349
Germany	9978146	162613	117974	188
Spain	9961253	18885	93225	28
Poland	4925270	39116	105434	240
Netherlands	4432484	112278	21277	5
Ukraine	4095263	30768	100395	192
Belgium	3155239	23	29052	6
Czechia	3043084	29514	37243	11
Israel	2920724	67580	8804	18
Portugal	2639802	27916	19905	49

Romania	2216525	20131	60025	41
Switzerland	2211504	48	12285	0
Sweden	2070456	0	15855	0
Greece	1940723	19731	23500	128
Austria	1862691	24818	13617	4
Denmark	1742569	29084	3755	17
Serbia	1677798	15352	13629	59
Hungary	1562827	9422	41471	66
Kazakhstan	1325293	5479	18528	20
Georgia	1200124	24201	15016	36
Ireland	1183008	3872	6136	0
Slovakia	1022784	14643	17850	20
Bulgaria	951965	10151	33318	158
Croatia	937167	1445	13827	50
Norway	765057	2336	1440	1
Belarus	742953	1965	6052	13
Slovenia	710821	8575	6342	1
Lithuania	688685	9172	7898	26
Azerbaijan	658470	2186	8734	14
Finland	493114	1343	1990	0
Republic of Moldova	445046	4348	10666	24
Latvia	392764	3775	4873	5

Armenia	370922	3127	8056	3
Bosnia and Herzegovina	347467	816	14447	78
Estonia	344060	6517	2037	4
North Macedonia	268901	710	8409	22
Albania	258543	522	3346	4
Cyprus	256746	3396	733	2
Uzbekistan	224023	1015	1568	4
Montenegro	219770	462	2555	3
Kyrgyzstan	198518	202	2884	4
Luxembourg	157985	134	952	1
Iceland	69177	1457	46	0
Malta	67714	169	550	3
Andorra	35958	402	145	0
Tajikistan	17716	10	125	0
San Marino	12883	10	109	0
Liechtenstein	9035	0	70	0
Monaco	8359	51	47	0
Holy See	26	0	0	0
Turkmenistan	0	0	0	0
Territories				
Kosovo[1]	205895	1593	3005	3
Jersey	30791	298	101	1
Isle of Man	21320	58	71	0
Faroe Islands	19625	526	18	0
Gibraltar	12950	102	101	1

Guernsey	11261	68	30	0
Greenland	10707	45	6	1
<b>Sub-Total</b>	<b>145681972</b>	<b>1173934</b>	<b>1769346</b>	<b>3146</b>

#### South-East Asia Region

India	41469499	167059	496242	1192
Indonesia	4369391	16021	144348	28
Thailand	2447964	7422	22185	12
Bangladesh	1811987	13154	28425	31
Nepal	957570	3657	11752	9
Sri Lanka	611185	0	15441	0
Myanmar	535532	0	19310	0
Maldives	138880	0	276	0
Timor-Leste	20105	159	122	0
Bhutan	5203	312	4	0
Democratic People's Republic of Korea	0	0	0	0
<b>Sub-Total</b>	<b>52367316</b>	<b>207784</b>	<b>738105</b>	<b>1272</b>

#### Eastern Mediterranean Region

Iran (Islamic Republic of)	6373174	28995	132454	30
Iraq	2210582	7217	24389	13
Pakistan	1425039	7048	29269	21
Jordan	1225309	16226	13217	24
Morocco	1132716	1321	15400	38
Lebanon	921208	6279	9606	16

Tunisia	909813	2574	26288	17
United Arab Emirates	845058	2028	2243	3
Saudi Arabia	687264	4211	8940	4
Kuwait	545717	6063	2497	1
Libya	429666	4429	6017	10
Egypt	425911	2223	22635	31
Bahrain	374575	5808	1408	1
Qatar	339147	1509	645	0
Oman	338880	2420	4146	3
Afghanistan	162750	610	7414	5
Sudan	58208	0	3442	0
Syrian Arab Republic	51402	61	2989	3
Somalia	26067	679	1335	0
Djibouti	15464	13	189	0
Yemen	11061	42	2012	1
occupied Palestinian territor	535160	10444	5104	6
<b>Sub-total</b>	<b>19044171</b>	<b>110200</b>	<b>321639</b>	<b>227</b>
<b>Region of the Americas</b>				
United States of America	73531094	0	875755	0
Brazil	25348797	134175	626854	330
Argentina	8335184	0	120988	0

Colombia	5871977	16119	134079	247
Mexico	4930069	13926	305893	131
Peru	3224406	27918	205505	158
Canada	3036050	9176	33722	75
Chile	2165984	28241	39721	37
Cuba	1044790	4948	8399	2
Bolivia (Plurinational State of	852280	2083	20919	28
Ecuador	707224	0	34442	0
Panama	697124	4490	7716	18
Guatemala	689609	1283	16379	6
Costa Rica	682480	0	7533	0
Uruguay	661441	7588	6459	23
Paraguay	576809	6340	17260	29
Dominican Republic	555245	1193	4307	2
Venezuela (Bolivarian Repub	484021	2646	5440	4
Honduras	391874	0	10504	0
El Salvador	134155	0	3899	8
Jamaica	124512	410	2658	8
Trinidad and Tobago	111549	359	3404	9
Suriname	73351	189	1261	1
Guyana	59803	353	1166	1

Belize	50487	0	625	0
Barbados	43993	0	279	0
Bahamas	32512	0	746	0
Haiti	29217	0	876	90
Saint Lucia	20942	144	328	2
Nicaragua	13681	0	220	0
Grenada	12336	25	210	0
Dominica	9032	0	51	0
Saint Vincent and the Grenac	7929	26	94	1
Antigua and Barbuda	6627	69	127	0
Saint Kitts and Nevis	5422	3	33	0
Territories				
Puerto Rico	457501	878	3855	1
Guadeloupe	104179	0	855	0
Martinique	87634	0	832	0
French Guiana	75242	0	371	0
Curaçao	37085	363	229	4
Aruba	32956	238	193	0
United States Virgin Islands	14870	24	101	2
Cayman Islands	13788	0	15	0
Bermuda	10552	0	116	0
Saint Martin	9433	0	42	0



Sint Maarten	9285	56	79	0
Bonaire	6446	120	27	1
British Virgin Islands	5875	0	49	0
Turks and Caicos Islands	5727	0	34	0
Saint Barthélemy	3427	0	4	0
Anguilla	2361	37	8	0
Saint Pierre and Miquelon	828	200	1	1
Sint Eustatius	352	27	1	0
Saba	199	0	0	0
Montserrat	163	0	1	0
Falkland Islands (Malvinas)	89	0	0	0

<b>Sub-total</b>	<b>135399998</b>	<b>263647</b>	<b>2504665</b>	<b>1219</b>
------------------	------------------	---------------	----------------	-------------

#### African Region

South Africa	3605222	1366	95093	71
Ethiopia	465158	228	7337	6
Kenya	321381	46	5583	3
Zambia	305047	125	3917	2
Nigeria	253181	158	3136	1
Botswana	253036	2290	2581	1
Algeria	252117	1343	6579	13
Zimbabwe	229666	206	5338	1
Mozambique	223827	16	2173	3
Uganda	161929	90	3538	5
Ghana	156920	115	1395	2
Namibia	155899	177	3967	5

Rwanda	128891	50	1440	2
Cameroon	116718	0	1880	0
Angola	98076	0	1895	0
Democratic Republic of the C	85379	0	1278	0
Senegal	84999	63	1946	2
Malawi	84475	55	2561	3
Côte d'Ivoire	80718	23	785	0
Mauritius	70862	0	786	0
Eswatini	68367	25	1375	0
Madagascar	59319	0	1274	0
Mauritania	58198	0	953	0
Cabo Verde	55695	18	396	1
Gabon	46925	203	301	0
Burundi	37432	0	15	0
Seychelles	37122	99	142	0
Togo	36491	0	268	0
Guinea	36012	0	416	0
United Republic of Tanzania	32920	0	778	0
Lesotho	32176	0	693	0
Mali	30053	7	714	3
Benin	26450	0	163	0

Congo	23705	0	371	0
Burkina Faso	20624	0	366	0
South Sudan	16802	8	137	0
Equatorial Guinea	15802	0	182	0
Central African Republic	13919	0	110	0
Gambia	11863	21	364	2
Eritrea	9536	11	98	0
Niger	8649	0	298	0
Comoros	7827	0	159	0
Sierra Leone	7622	14	125	0
Guinea-Bissau	7586	0	156	0
Liberia	7254	0	290	0
Chad	7075	0	190	0
Sao Tome and Principe	5890	5	69	0
Territories				
Réunion	180531	0	500	0
Mayotte	36361	79	187	0
Saint Helena	0	0	0	0
	8071707	6841	164298	126
Subtotal all regions - without China	373606813	1909175	5634073	6318
Other	764	0	13	0

Grand total - without China	373607577	1909175	5634086	6318
Grand total with China	376478335	1913949	5666064	6331

Transmission  
classification

Community  
transmission  
Community  
transmission

Clusters of cases

Clusters of cases


Clusters of cases

Clusters of cases

Clusters of cases  
Sporadic cases  
Sporadic cases

Clusters of cases  
Sporadic cases  
Community  
transmission  
Sporadic cases  
Sporadic cases  
Sporadic cases  
No cases  
No cases  
No cases  
No cases  
No cases  
No cases  
No cases  
No cases  
No cases  
No cases

No cases



Sporadic cases

Clusters of cases

Sporadic cases


Pending

Sporadic cases

No cases

No Cases

No Cases



Clusters of cases

Community

transmission

Community

transmission

Community

transmission

Clusters of cases

Community

transmission

Community

transmission

Community

transmission

Community

transmission

Community

transmission

Community

transmission

Community

transmission

Community

transmission

Community

transmission

Clusters of cases  
Community  
transmission  
Community  
transmission  
Community  
transmission  
Community  
transmission  
Community  
transmission

Clusters of cases  
Community  
transmission  
Community  
transmission

Clusters of cases  
Community  
transmission

Clusters of cases  
Community  
transmission

Clusters of cases  
Community  
transmission  
Community  
transmission  
Community  
transmission

Clusters of cases  
Community  
transmission  
Community  
transmission  
Community  
transmission  
Sporadic cases

Clusters of cases  
Community  
transmission

Clusters of cases

Clusters of cases

Clusters of cases

Clusters of cases

Clusters of cases

Clusters of cases

Clusters of cases  
Community  
transmission

Clusters of cases  
Pending  
Community  
transmission  
Community  
transmission  
Community  
transmission  
Sporadic cases  
Sporadic cases  
Sporadic cases  
No cases

Community  
transmission  
Community  
transmission

Clusters of cases  
No cases  
Sporadic cases






Community  
transmission  
Community  
transmission  
Community  
transmission  
Community  
transmission  
Community  
transmission

Clusters of cases  
Community  
transmission  
Community  
transmission  
Community  
transmission  
Community  
transmission

Clusters of cases  
Community  
transmission  
Community  
transmission

Clusters of cases  
Community  
transmission  
  
Community  
transmission




  
Community  
transmission  
Community  
transmission  
Community  
transmission



Community  
transmission  
Community  
transmission

Clusters of cases  
Community  
transmission  
Community  
transmission  
Community  
transmission  
Community  
transmission  
Community  
transmission

Clusters of cases  
Community  
transmission

Clusters of cases  
  
Community  
transmission  
Community  
transmission  
Community  
transmission  
Community  
transmission  
Community  
transmission  
Community  
transmission  
Community  
transmission  
Community  
transmission  
Community  
transmission  
Sporadic cases  
Community  
transmission







