

Reporting Country/ Territory/Area	Total confirmed cases	Total confirmed new cases	Total deaths	Total new deaths
--------------------------------------	-----------------------------	---------------------------------	--------------	---------------------

Western Pacific Region

Japan	4146197	90522	20954	253
Philippines	3644597	2671	55223	77
Malaysia	3111514	27831	32201	21
Australia	2609599	29204	4732	63
Viet Nam	2606824	34737	39188	66
Republic of Korea	1645978	93135	7238	36
Mongolia	893721	2454	2080	3
Singapore	514880	16883	926	13
China	158054	4444	5715	3
Lao People's Democratic Rep	140030	345	602	1
Cambodia	124343	204	3015	0
Fiji	63543	28	823	3
Papua New Guinea	39247	212	628	0
Brunei Darussalam	25584	925	59	0
New Zealand	24660	1588	53	0
Solomon Islands	5043	131	68	3
Palau	3375	72	5	1
Kiribati	2737	72	9	1
Tonga	141	0	0	0
Samoa	33	0	0	0
Vanuatu	7	0	0	0
Marshall Islands	4	0	0	0
Cook Islands	3	2	0	0
Micronesia (Federated States)	0	0	0	0
Nauru	0	0	0	0
Niue	0	0	0	0
Tuvalu	0	0	0	0

Territories				
French Polynesia	58260	0	637	0
New Caledonia	41817	1337	284	0
Guam	34761	0	315	7
Northern Mariana Islands (C	7927	181	25	0
Wallis and Futuna	453	0	7	0
American Samoa	57	0	0	0
Pitcairn Islands	0	0	0	0
Tokelau	0	0	0	0
Sub-Total	19903389	306978	174787	551
Sub-Total - without China	16258792	304307	119564	474

European Region				
France	21344186	98697	132883	276
The United Kingdom	18447710	53755	160038	199
Russian Federation	14840502	180622	343173	790
Turkey	13172968	94176	91388	271
Germany	13035941	235626	120728	261
Italy	12265343	59869	151962	278
Spain	10744394	16289	97350	32
Netherlands	5906860	63779	21432	18
Poland	5495315	29221	109205	318
Ukraine	4637260	33330	103824	259
Israel	3500438	21152	9710	11
Belgium	3473015	16	29832	7
Czechia	3468364	16986	38050	26
Portugal	3131899	20041	20666	46

Switzerland	2617135	100	12529	0
Romania	2613716	17447	62063	183
Denmark	2442799	42948	4163	24
Sweden	2414463	4735	16716	1
Austria	2377618	40329	13933	31
Greece	2235920	19509	25001	84
Serbia	1861413	6239	14611	58
Hungary	1738944	8578	42966	115
Georgia	1511800	15644	15729	46
Kazakhstan	1382966	1408	18836	29
Slovakia	1306967	18443	18179	34
Ireland	1255303	5268	6399	9
Norway	1068683	4901	1548	18
Bulgaria	1054566	5023	34779	93
Croatia	1027572	5795	14632	48
Slovenia	863461	4716	6646	4
Belarus	851636	7919	6295	17
Lithuania	842277	6874	8210	10
Azerbaijan	759753	7148	9127	22
Finland	600718	2047	2265	0
Latvia	545296	11425	5061	20
Republic of Moldova	490751	1852	11041	32

Estonia	441941	6493	2148	9
Armenia	411878	1723	8253	24
Bosnia and Herzegovina	366450	861	15162	35
Cyprus	298235	2549	798	7
North Macedonia	289797	1091	8829	23
Albania	269301	361	3430	7
Uzbekistan	234600	241	1612	3
Montenegro	227468	417	2641	3
Kyrgyzstan	200214	39	2937	2
Luxembourg	176177	769	979	0
Iceland	99764	3141	58	0
Malta	70325	117	594	1
Andorra	37452	91	150	0
Tajikistan	17783	0	125	0
San Marino	14086	0	110	0
Liechtenstein	10958	0	72	0
Monaco	9111	26	50	0
Holy See	26	0	0	0
Turkmenistan	0	0	0	0
Territories				
Kosovo[1]	224026	508	3071	3
Jersey	35072	287	108	0
Faroe Islands	30571	561	24	0
Isle of Man	22182	39	77	0
Gibraltar	14706	138	101	0

Guernsey	12865	68	31	0
Greenland	11547	48	10	0
Sub-Total	168854487	1181475	1832340	3787

South-East Asia Region

India	42754315	30757	510413	541
Indonesia	5030002	63956	145828	206
Thailand	2656411	17349	22538	22
Bangladesh	1926570	3539	28907	20
Nepal	974857	364	11911	6
Sri Lanka	633051	1235	15926	27
Myanmar	556256	2692	19319	1
Maldives	162169	0	290	1
Timor-Leste	22047	0	124	0
Bhutan	8683	386	5	0
Democratic People's Republic of Korea	0	0	0	0
Sub-Total	54724361	120278	755261	824

Eastern Mediterranean Region

Iran (Islamic Republic of)	6876565	16310	134238	185
Iraq	2284205	2639	24792	28
Jordan	1526272	17322	13585	31
Pakistan	1491423	2465	29877	49
Morocco	1157001	645	15833	13
Lebanon	1029998	6063	9890	18

Tunisia	974214	2754	27295	62
United Arab Emirates	871315	957	2289	1
Saudi Arabia	734389	1793	8977	2
Kuwait	607952	1917	2524	2
Libya	478488	2884	6156	13
Bahrain	477750	4288	1432	3
Egypt	461299	2101	23519	54
Oman	370620	1430	4221	5
Qatar	352447	498	658	0
Afghanistan	171519	97	7513	9
Sudan	59939	0	3821	0
Syrian Arab Republic	53148	137	3038	3
Somalia	26260	57	1345	5
Djibouti	15535	0	189	0
Yemen	11707	8	2113	3
occupied Palestinian territor	625028	2853	5339	19
Sub-total	20657074	67218	328644	505
Region of the Americas				
United States of America	77413180	111750	918560	2938
Brazil	27659052	120549	639689	854
Argentina	8783208	17034	124765	180

Colombia	6026988	3731	137439	138
Mexico	5321744	21207	313608	643
Peru	3456789	7077	208622	156
Canada	3209168	6034	35679	99
Chile	2709854	32162	40735	37
Cuba	1062748	594	8477	1
Bolivia (Plurinational State of	886108	0	21331	0
Ecuador	800320	0	35038	0
Uruguay	788676	6120	6794	16
Costa Rica	771027	4507	7829	23
Panama	745367	1714	7970	10
Guatemala	740011	4054	16661	18
Paraguay	628574	2219	18027	63
Dominican Republic	570636	400	4351	2
Venezuela (Bolivarian Repub	508042	1065	5564	8
Honduras	404764	0	10608	0
El Salvador	147786	0	4019	8
Jamaica	127294	61	2755	5
Trinidad and Tobago	121271	376	3535	4
Suriname	77334	131	1303	0
Guyana	62360	95	1199	3

Belize	55653	135	632	0
Barbados	52310	0	302	0
Bahamas	32972	0	766	0
Haiti	30055	0	809	0
Saint Lucia	22269	92	353	4
Nicaragua	13877	0	223	0
Grenada	13413	40	214	0
Dominica	10728	59	55	1
Saint Vincent and the Grenac	8468	206	103	0
Antigua and Barbuda	7342	0	134	0
Saint Kitts and Nevis	5508	3	40	0
Territories				
Puerto Rico	469745	138	4055	8
Guadeloupe	118177	0	889	0
Martinique	107144	0	859	0
French Guiana	77387	38	385	0
Curaçao	38465	71	260	2
Aruba	33531	18	198	0
Cayman Islands	17687	0	16	0
United States Virgin Islands	15229	21	107	1
Bermuda	11246	0	121	0
Saint Martin	9732	0	44	0

Sint Maarten	9505	9	84	0
Bonaire	6812	0	28	0
British Virgin Islands	5997	0	61	0
Turks and Caicos Islands	5832	4	35	0
Saint Barthélemy	3633	0	4	0
Anguilla	2497	0	9	0
Saint Pierre and Miquelon	965	0	1	0
Sint Eustatius	436	1	3	0
Saba	204	1	0	0
Montserrat	163	0	2	0
Falkland Islands (Malvinas)	105	0	0	0

Sub-total	144209388	341716	2585350	5222
------------------	------------------	---------------	----------------	-------------

African Region

South Africa	3648968	3699	97520	89
Ethiopia	467860	169	7429	1
Kenya	322545	28	5633	1
Zambia	310155	285	3939	0
Algeria	262994	424	6762	9
Botswana	260491	0	2603	0
Nigeria	254137	13	3141	0
Zimbabwe	232213	350	5379	1
Mozambique	224791	24	2189	0
Uganda	162932	0	3582	0
Ghana	158159	121	1431	0
Namibia	156843	0	3995	0

Rwanda	129337	11	1452	0
Cameroon	118675	0	1915	0
Angola	98568	36	1899	1
Democratic Republic of the C	85834	12	1316	0
Senegal	85469	15	1957	0
Malawi	85106	41	2599	0
Côte d'Ivoire	81253	16	791	0
Mauritius	70862	0	786	0
Eswatini	68900	42	1386	2
Madagascar	62844	0	1335	0
Mauritania	58584	7	973	0
Cabo Verde	55856	10	400	0
Gabon	47446	0	302	0
Seychelles	38916	87	151	0
Burundi	37947	0	15	0
Togo	36704	11	271	0
Guinea	36329	0	436	0
United Republic of Tanzania	33549	0	796	0
Lesotho	32434	0	696	0
Mali	30304	38	717	1
Benin	26567	0	163	0

Congo	23874	0	375	0
Burkina Faso	20729	4	375	0
South Sudan	16903	0	137	0
Equatorial Guinea	15869	0	182	0
Central African Republic	14187	0	113	0
Gambia	11924	0	365	0
Eritrea	9680	1	103	0
Niger	8728	4	303	0
Comoros	8010	5	160	0
Guinea-Bissau	7889	11	164	0
Sierra Leone	7659	7	125	0
Liberia	7360	0	290	0
Chad	7216	0	190	0
Sao Tome and Principe	5922	2	71	0
Territories				
Réunion	278494	0	603	0
Mayotte	36572	0	187	0
Saint Helena	0	0	0	0
	8264588	5473	167702	105
Subtotal all regions - without China	412968690	2020467	5788861	10917
Other	764	0	13	0

Grand total - without China	412969454	2020467	5788874	10917
Grand total with China	416614051	2023138	5844097	10994

Transmission
classification

Community
transmission
Community
transmission

Clusters of cases

Clusters of cases


Clusters of cases

Clusters of cases

Clusters of cases
Sporadic cases
Sporadic cases

Clusters of cases
Sporadic cases
Community
transmission
Sporadic cases
Sporadic cases
Sporadic cases
No cases
No cases
No cases
No cases
No cases
No cases
No cases
No cases
No cases
No cases

No cases



Sporadic cases

Clusters of cases

Sporadic cases

Pending

Sporadic cases

No cases

No Cases

No Cases



Clusters of cases

Community

transmission

Community

transmission

Community

transmission

Clusters of cases

Community

transmission

Community

transmission

Community

transmission

Community

transmission

Community

transmission

Community

transmission

Community

transmission

Community

transmission

Community

transmission

Clusters of cases
Community
transmission
Community
transmission
Community
transmission
Community
transmission
Community
transmission

Clusters of cases
Community
transmission
Community
transmission

Clusters of cases
Community
transmission

Clusters of cases
Community
transmission

Clusters of cases
Community
transmission
Community
transmission
Community
transmission

Clusters of cases
Community
transmission
Community
transmission
Community
transmission
Sporadic cases

Clusters of cases
Community
transmission

Clusters of cases

Clusters of cases

Clusters of cases

Clusters of cases

Clusters of cases

Clusters of cases

Clusters of cases
Community
transmission

Clusters of cases
Pending
Community
transmission
Community
transmission
Community
transmission
Sporadic cases
Sporadic cases
Sporadic cases
No cases


Community
transmission
Community
transmission

Clusters of cases
No cases
Sporadic cases

Community
transmission
Community
transmission
Community
transmission
Community
transmission
Community
transmission

Clusters of cases
Community
transmission
Community
transmission
Community
transmission
Community
transmission

Clusters of cases
Community
transmission
Community
transmission

Clusters of cases
Community
transmission

Community
transmission





Community
transmission
Community
transmission
Community
transmission

Community
transmission
Community
transmission

Clusters of cases
Community
transmission
Community
transmission
Community
transmission
Community
transmission
Community
transmission

Clusters of cases
Community
transmission

Clusters of cases

Community
transmission
Community
transmission
Community
transmission
Community
transmission
Community
transmission
Community
transmission
Community
transmission
Community
transmission
Community
transmission
Sporadic cases
Community
transmission

