

Reporting Country/ Territory/Area	Total confirmed cases	Total confirmed new cases	Total deaths	Total new deaths
--------------------------------------	-----------------------------	---------------------------------	--------------	---------------------

Western Pacific Region

Japan	3975779	63581	20494	135
Philippines	3639942	2730	55094	164
Malaysia	3061550	21315	32149	24
Australia	2543864	19680	4593	0
Viet Nam	2540273	29413	39037	91
Republic of Korea	1462421	57177	7163	61
Mongolia	888363	609	2076	2
Singapore	478577	9082	906	9
China	151845	2205	5708	2
Lao People's Democratic Rep	139244	216	597	3
Cambodia	123955	512	3015	0
Fiji	63509	8	820	1
Papua New Guinea	38671	0	610	0
Brunei Darussalam	23992	1477	59	0
New Zealand	21949	763	53	0
Solomon Islands	4827	202	61	3
Palau	3256	123	4	3
Kiribati	2582	34	3	0
Tonga	141	0	0	0
Samoa	33	0	0	0
Vanuatu	7	0	0	0
Marshall Islands	4	0	0	0
Cook Islands	1	1	0	0
Micronesia (Federated States)	0	0	0	0
Nauru	0	0	0	0
Niue	0	0	0	0
Tuvalu	0	0	0	0

Territories				
French Polynesia	56658	0	637	0
New Caledonia	38522	3343	284	0
Guam	34189	49	307	1
Northern Mariana Islands (C	7587	57	24	1
Wallis and Futuna	453	0	7	0
American Samoa	57	0	0	0
Pitcairn Islands	0	0	0	0
Tokelau	0	0	0	0

Sub-Total	19302251	212577	173701	500
Sub-Total - without China	15662309	209847	118607	336

European Region				
France	21127104	26360	132257	384
The United Kingdom	18348033	41170	159605	35
Russian Federation	14480596	166631	341635	704
Turkey	12984062	76632	90808	266
Germany	12580343	159217	120220	243
Italy	12134451	28776	151296	281
Spain	10672906	23114	96596	30
Netherlands	5789483	55116	21402	6
Poland	5437257	22243	108515	378
Ukraine	4572417	29724	103255	305
Israel	3457964	23555	9624	18
Belgium	3447539	13	29724	6
Czechia	3422981	19459	37946	27
Portugal	3093723	8463	20565	35

Switzerland	2575956	26	12503	0
Romania	2574384	12069	61676	75
Sweden	2397330	0	16501	0
Denmark	2356873	29474	4109	41
Austria	2313089	24345	13867	22
Greece	2194453	20360	24836	82
Serbia	1848040	7030	14494	67
Hungary	1721483	4411	42754	123
Georgia	1480841	19049	15628	51
Kazakhstan	1379972	1177	18796	15
Slovakia	1268569	18896	18123	18
Ireland	1255571	3494	6291	0
Bulgaria	1042954	6130	34591	187
Norway	1035749	1310	1513	0
Croatia	1018367	452	14537	64
Slovenia	851416	3601	6607	0
Belarus	838571	6605	6265	12
Lithuania	826841	6710	8172	38
Azerbaijan	747918	2749	9077	27
Finland	586809	1142	2215	0
Latvia	522766	4144	5029	5
Republic of Moldova	487283	1720	10982	20

Estonia	427010	3511	2122	7
Armenia	408381	1307	8201	15
Bosnia and Herzegovina	364610	617	15096	65
Cyprus	293040	2930	788	3
North Macedonia	287481	465	8768	21
Albania	268491	187	3420	6
Uzbekistan	234063	302	1607	3
Montenegro	226687	222	2635	1
Kyrgyzstan	200121	55	2932	2
Luxembourg	174856	15	976	3
Iceland	93933	1806	56	1
Malta	70086	72	592	3
Andorra	37277	137	149	1
Tajikistan	17780	4	125	0
San Marino	14044	56	110	0
Liechtenstein	10768	0	70	0
Monaco	9053	32	50	0
Holy See	26	0	0	0
Turkmenistan	0	0	0	0
Territories				
Kosovo[1]	223145	247	3066	2
Jersey	34557	190	108	2
Faroe Islands	29065	340	24	1
Isle of Man	22097	21	77	0
Gibraltar	14464	119	101	0

Guernsey	12671	72	31	0
Greenland	11460	31	9	2
Sub-Total	166359260	868105	1823127	3703

South-East Asia Region

India	42692943	27409	509358	347
Indonesia	4901328	57049	145455	134
Thailand	2622600	14373	22489	27
Bangladesh	1919102	4746	28872	34
Nepal	974039	498	11902	2
Sri Lanka	629347	0	15844	0
Myanmar	548357	0	19311	0
Maldives	160076	0	289	0
Timor-Leste	21877	129	124	0
Bhutan	7916	250	5	0
Democratic People's Republic of Korea	0	0	0	0
Sub-Total	54477585	104454	753649	544

Eastern Mediterranean Region

Iran (Islamic Republic of)	6835221	28956	133886	168
Iraq	2278582	3011	24729	25
Jordan	1490473	22113	13532	24
Pakistan	1486361	2563	29801	29
Morocco	1155534	369	15802	21
Lebanon	1020204	3717	9855	15

Tunisia	968393	1341	27145	26
United Arab Emirates	869428	1191	2287	2
Saudi Arabia	730614	2227	8974	1
Kuwait	603869	2562	2521	1
Libya	473114	2800	6135	10
Bahrain	468623	4818	1427	0
Egypt	457081	2129	23409	60
Oman	367679	1979	4211	3
Qatar	351402	601	658	2
Afghanistan	171076	472	7501	7
Sudan	59903	0	3820	0
Syrian Arab Republic	52881	130	3032	3
Somalia	26203	0	1340	0
Djibouti	15534	0	189	0
Yemen	11679	8	2107	4
occupied Palestinian territor	618527	4681	5296	13
Sub-total	20512381	85668	327657	414
Region of the Americas				
United States of America	77057812	32762	912508	397
Brazil	27479963	54220	638362	314
Argentina	8747601	19339	124349	362

Colombia	6020095	5532	137115	162
Mexico	5292706	8854	312819	122
Peru	3445680	9927	208381	261
Canada	3192309	5084	35470	31
Chile	2652713	31286	40666	108
Cuba	1061524	792	8476	4
Bolivia (Plurinational State of	883734	0	21301	0
Ecuador	799140	1910	35036	1
Uruguay	777490	4733	6756	12
Costa Rica	757093	0	7772	0
Panama	742854	1203	7950	12
Guatemala	735099	1139	16637	10
Paraguay	624475	1890	17905	23
Dominican Republic	569446	0	4347	4
Venezuela (Bolivarian Repub	505947	1228	5549	11
Honduras	403976	0	10595	0
El Salvador	147786	12677	4002	8
Jamaica	127163	277	2750	12
Trinidad and Tobago	120385	382	3526	7
Suriname	77036	61	1299	1
Guyana	62156	0	1190	0

Belize	55183	0	631	0
Barbados	51624	744	299	8
Bahamas	32931	0	766	0
Haiti	29907	0	807	0
Saint Lucia	22121	73	347	0
Nicaragua	13792	0	222	0
Grenada	13266	11	213	0
Dominica	10527	0	53	0
Saint Vincent and the Grenac	8248	2	103	1
Antigua and Barbuda	7331	0	134	0
Saint Kitts and Nevis	5499	4	40	1
Territories				
Puerto Rico	469044	193	4032	2
Guadeloupe	118177	0	889	0
Martinique	105097	0	857	0
French Guiana	77279	115	385	1
Curaçao	38380	208	256	7
Aruba	33500	64	198	2
Cayman Islands	17687	0	16	0
United States Virgin Islands	15182	11	105	0
Bermuda	11187	41	120	0
Saint Martin	9732	0	44	0

Sint Maarten	9483	14	83	0
Bonaire	6804	52	28	0
British Virgin Islands	5997	0	61	0
Turks and Caicos Islands	5828	0	35	0
Saint Barthélemy	3633	0	4	0
Anguilla	2497	39	9	0
Saint Pierre and Miquelon	921	0	1	0
Sint Eustatius	427	5	3	0
Saba	202	2	0	0
Montserrat	163	0	2	0
Falkland Islands (Malvinas)	101	3	0	0

Sub-total	143465933	194877	2575504	1884
------------------	------------------	---------------	----------------	-------------

African Region

South Africa	3642905	1094	97250	257
Ethiopia	467575	77	7426	2
Kenya	322497	24	5632	1
Zambia	309579	77	3938	1
Algeria	262165	413	6744	15
Botswana	260491	836	2603	6
Nigeria	254016	0	3141	0
Zimbabwe	231603	222	5374	0
Mozambique	224719	16	2189	0
Uganda	162869	47	3580	1
Ghana	157917	166	1426	7
Namibia	156810	206	3995	4

Rwanda	129311	16	1452	2
Cameroon	118675	0	1915	0
Angola	98532	18	1898	0
Democratic Republic of the C	85793	0	1316	0
Senegal	85440	28	1957	0
Malawi	85033	8	2598	2
Côte d'Ivoire	81213	95	791	2
Mauritius	70862	0	786	0
Eswatini	68815	20	1384	1
Madagascar	62844	0	1335	0
Mauritania	58575	6	973	1
Cabo Verde	55842	0	400	0
Gabon	47399	0	302	0
Seychelles	38732	73	150	0
Burundi	37923	21	15	0
Togo	36660	0	271	0
Guinea	36329	0	436	0
United Republic of Tanzania	33549	113	796	4
Lesotho	32420	48	696	0
Mali	30266	0	716	0
Benin	26552	0	163	0

Congo	23874	0	375	0
Burkina Faso	20721	5	375	0
South Sudan	16900	3	137	0
Equatorial Guinea	15853	0	182	0
Central African Republic	14187	0	113	0
Gambia	11911	0	365	0
Eritrea	9675	7	103	0
Niger	8712	1	303	0
Comoros	8005	0	160	0
Guinea-Bissau	7849	0	164	0
Sierra Leone	7652	4	125	0
Liberia	7360	1	290	0
Chad	7216	0	190	0
Sao Tome and Principe	5920	0	71	0
Territories				
Réunion	256787	0	565	0
Mayotte	36572	0	187	0
Saint Helena	0	0	0	0
	8233105	3645	167353	306
Subtotal all regions - without China	408710573	1466596	5765897	7187
Other	764	0	13	0

Grand total - without China	408711337	1466596	5765910	7187
Grand total with China	412351279	1469326	5821004	7351

Transmission
classification

Community
transmission
Community
transmission

Clusters of cases

Clusters of cases


Clusters of cases

Clusters of cases

Clusters of cases
Sporadic cases
Sporadic cases

Clusters of cases
Sporadic cases
Community
transmission
Sporadic cases
Sporadic cases
Sporadic cases
No cases
No cases
No cases
No cases
No cases
No cases
No cases
No cases
No cases
No cases

No cases



Sporadic cases

Clusters of cases

Sporadic cases

Pending

Sporadic cases

No cases

No Cases

No Cases



Clusters of cases

Community

transmission

Community

transmission

Community

transmission

Clusters of cases

Community

transmission

Community

transmission

Community

transmission

Community

transmission

Community

transmission

Community

transmission

Community

transmission

Community

transmission

Community

transmission

Clusters of cases
Community
transmission
Community
transmission
Community
transmission
Community
transmission
Community
transmission

Clusters of cases
Community
transmission
Community
transmission

Clusters of cases
Community
transmission

Clusters of cases
Community
transmission

Clusters of cases
Community
transmission
Community
transmission
Community
transmission

Clusters of cases
Community
transmission
Community
transmission
Community
transmission
Sporadic cases

Clusters of cases
Community
transmission

Clusters of cases

Clusters of cases

Clusters of cases

Clusters of cases

Clusters of cases

Clusters of cases

Clusters of cases
Community
transmission

Clusters of cases
Pending
Community
transmission
Community
transmission
Community
transmission
Sporadic cases
Sporadic cases
Sporadic cases
No cases


Community
transmission
Community
transmission

Clusters of cases
No cases
Sporadic cases

Community
transmission
Community
transmission
Community
transmission
Community
transmission
Community
transmission

Clusters of cases
Community
transmission
Community
transmission
Community
transmission
Community
transmission

Clusters of cases
Community
transmission
Community
transmission

Clusters of cases
Community
transmission

Community
transmission





Community
transmission
Community
transmission
Community
transmission

Community
transmission
Community
transmission

Clusters of cases
Community
transmission
Community
transmission
Community
transmission
Community
transmission
Community
transmission

Clusters of cases
Community
transmission

Clusters of cases

Community
transmission
Community
transmission
Community
transmission
Community
transmission
Community
transmission
Community
transmission
Community
transmission
Community
transmission
Community
transmission
Sporadic cases
Community
transmission

