

Reporting Country/ Territory/Area	Total confirmed cases	Total confirmed new cases	Total deaths	Total new deaths
--------------------------------------	-----------------------------	---------------------------------	--------------	---------------------

Western Pacific Region

Japan	3912198	80234	20359	157
Philippines	3637280	3050	54930	0
Malaysia	3040235	21072	32125	11
Australia	2527112	24039	4593	47
Viet Nam	2510860	26379	38946	84
Republic of Korea	1405246	54619	7102	21
Mongolia	885554	1889	2074	2
Singapore	469495	9420	897	4
China	149640	1483	5706	0
Lao People's Democratic Rep	139028	263	594	3
Cambodia	123443	401	3015	0
Fiji	63476	0	819	0
Papua New Guinea	38481	0	610	0
Brunei Darussalam	22515	936	59	0
New Zealand	21195	1006	53	0
Solomon Islands	4489	187	58	5
Palau	3133	88	1	1
Kiribati	2548	313	3	1
Tonga	141	68	0	0
Samoa	33	0	0	0
Vanuatu	7	0	0	0
Marshall Islands	4	0	0	0
Kiribati	0	0	0	0
Micronesia (Federated States)	0	0	0	0
Nauru	0	0	0	0
Niue	0	0	0	0
Tuvalu	0	0	0	0

Territories				
French Polynesia	56658	2805	637	0
New Caledonia	35179	1047	284	0
Guam	33284	549	306	1
Northern Mariana Islands (C	7530	177	23	0
Wallis and Futuna	453	0	7	0
American Samoa	57	0	0	0
Pitcairn Islands	0	0	0	0
Tokelau	0	0	0	0
Sub-Total	19089274	230025	173201	337
Sub-Total - without China	15451994	226975	118271	337

European Region				
France	21106470	86562	131890	107
The United Kingdom	18306863	40844	159570	52
Russian Federation	14313965	180456	340931	683
Turkey	12907430	73787	90542	276
Germany	12421126	76465	119977	42
Italy	12105675	52345	151015	191
Spain	10555197	0	95606	0
Netherlands	5734472	60227	21396	7
Poland	5415014	7460	108137	17
Ukraine	4542693	16993	102950	142
Israel	3433897	31187	9572	23
Belgium	3421081	0	29624	0
Czechia	3403469	7193	37873	28
Portugal	3085260	16132	20530	38

Romania	2562315	11967	61601	81
Switzerland	2527214	0	12465	0
Sweden	2397330	0	16501	0
Denmark	2327399	38323	4068	30
Austria	2288744	26113	13845	12
Greece	2174093	10853	24754	75
Serbia	1841010	6036	14427	61
Hungary	1717072	21081	42631	271
Georgia	1458093	4028	15577	21
Kazakhstan	1378795	1335	18781	10
Slovakia	1249673	8552	18105	10
Ireland	1242806	0	6291	0
Bulgaria	1036824	1539	34404	45
Croatia	1017915	5212	14473	49
Norway	986851	0	1513	0
Slovenia	847777	4257	6607	1
Belarus	831966	8921	6253	16
Lithuania	820131	4270	8134	20
Azerbaijan	745169	6841	9050	23
Finland	582383	622	2214	0
Latvia	518622	7789	5024	4
Republic of Moldova	485563	1047	10962	22

Estonia	423499	2895	2115	2
Armenia	406379	0	8167	0
Bosnia and Herzegovina	363993	177	15031	18
Cyprus	290110	2047	785	0
North Macedonia	287016	920	8747	11
Albania	268304	296	3414	4
Uzbekistan	233761	322	1604	3
Montenegro	226462	325	2634	2
Kyrgyzstan	200066	46	2930	3
Luxembourg	173419	0	969	0
Iceland	92127	1952	55	0
Malta	70014	116	589	4
Andorra	37140	0	148	0
Tajikistan	17773	0	125	0
San Marino	13988	2	110	0
Liechtenstein	10520	0	70	0
Monaco	9021	1	50	0
Holy See	26	0	0	0
Turkmenistan	0	0	0	0
Territories				
Kosovo[1]	222898	602	3064	6
Jersey	33969	0	106	0
Faroe Islands	28725	305	23	1
Isle of Man	22076	20	77	0
Gibraltar	14345	0	101	0

Guernsey	12397	0	31	0
Greenland	11428	0	7	0
Sub-Total	165259813	828463	1818245	2411

South-East Asia Region

India	42665534	34113	509011	346
Indonesia	4844279	36501	145321	145
Thailand	2608227	14900	22462	26
Bangladesh	1914356	4692	28838	19
Nepal	973541	482	11900	8
Sri Lanka	628116	0	15808	0
Myanmar	546771	0	19310	0
Maldives	159061	0	289	0
Timor-Leste	21748	117	124	0
Bhutan	7666	237	5	0
Democratic People's Republic of Korea	0	0	0	0
Sub-Total	54369299	91042	753068	544

Eastern Mediterranean Region

Iran (Islamic Republic of)	6806265	25812	133718	148
Iraq	2275571	2036	24704	26
Pakistan	1483798	3206	29772	41
Jordan	1468360	17550	13508	31
Morocco	1155165	634	15781	15
Lebanon	1016487	4443	9840	16

Tunisia	967052	2095	27119	54
United Arab Emirates	868237	1266	2285	1
Saudi Arabia	728387	2136	8973	2
Kuwait	601307	2268	2520	1
Libya	470314	3648	6125	12
Bahrain	463805	5266	1427	2
Egypt	454952	2131	23349	57
Oman	365700	1342	4208	13
Qatar	350801	613	656	0
Afghanistan	170604	452	7494	6
Sudan	59903	3	3820	1
Syrian Arab Republic	52751	125	3029	3
Somalia	26203	0	1340	0
Djibouti	15534	3	189	0
Yemen	11671	7	2103	1
occupied Palestinian territor	613846	2588	5283	18
Sub-total	20426713	77624	327243	448
Region of the Americas				
United States of America	76983188	169757	910982	2668
Brazil	27425743	140234	638048	896
Argentina	8728262	11322	123987	128

Colombia	6014563	6572	136953	189
Mexico	5283852	26247	312697	579
Peru	3435753	10859	208120	155
Canada	3170649	0	35231	0
Chile	2621427	38493	40558	94
Cuba	1060732	898	8472	5
Bolivia (Plurinational State of	883382	2491	21284	44
Ecuador	781470	0	34854	0
Uruguay	772757	6797	6744	15
Costa Rica	757093	0	7772	0
Panama	741651	1881	7938	12
Guatemala	733960	3983	16627	16
Paraguay	622585	1877	17882	38
Dominican Republic	569024	0	4343	0
Venezuela (Bolivarian Repub	504719	1557	5538	9
Honduras	403976	0	10595	0
El Salvador	135109	0	3994	5
Jamaica	126886	0	2738	0
Trinidad and Tobago	120003	777	3519	12
Suriname	76975	99	1298	0
Guyana	62156	0	1190	0

Belize	55183	0	631	0
Barbados	51311	0	295	0
Bahamas	32903	0	757	0
Haiti	29907	0	807	0
Saint Lucia	22048	116	347	0
Nicaragua	13792	0	222	0
Grenada	13255	13	213	0
Dominica	10311	0	53	0
Saint Vincent and the Grenac	8246	16	102	0
Antigua and Barbuda	7331	0	134	0
Saint Kitts and Nevis	5495	0	39	0
Territories				
Puerto Rico	468851	680	4030	5
Guadeloupe	112668	0	873	0
Martinique	105097	0	857	0
French Guiana	77164	0	384	0
Curaçao	38172	0	249	0
Aruba	33436	0	196	0
Cayman Islands	17687	0	16	0
United States Virgin Islands	15171	0	105	0
Bermuda	11146	0	120	0
Saint Martin	9606	0	43	0

Sint Maarten	9469	0	83	0
Bonaire	6752	0	28	0
British Virgin Islands	5997	0	61	0
Turks and Caicos Islands	5828	5	35	0
Saint Barthélemy	3542	0	4	0
Anguilla	2458	0	9	0
Saint Pierre and Miquelon	921	0	1	0
Sint Eustatius	422	0	3	0
Saba	200	0	0	0
Montserrat	163	0	2	0
Falkland Islands (Malvinas)	98	0	0	0

Sub-total	143190545	424674	2572063	4870
------------------	------------------	---------------	----------------	-------------

African Region

South Africa	3641811	1649	96993	8
Ethiopia	467498	99	7424	3
Kenya	322473	37	5631	2
Zambia	309502	209	3937	0
Algeria	261752	526	6729	14
Botswana	259655	0	2597	0
Nigeria	254016	46	3141	1
Zimbabwe	231381	82	5374	0
Mozambique	224703	50	2189	0
Uganda	162822	59	3579	2
Ghana	157751	0	1419	0
Namibia	156604	0	3991	0

Rwanda	129295	0	1450	0
Cameroon	118675	0	1915	0
Angola	98514	0	1898	0
Democratic Republic of the C	85793	0	1316	0
Senegal	85412	42	1957	1
Malawi	85025	16	2596	2
Côte d'Ivoire	81118	0	789	0
Mauritius	70862	0	786	0
Eswatini	68795	14	1383	0
Madagascar	62844	0	1335	0
Mauritania	58569	6	972	0
Cabo Verde	55842	22	400	2
Gabon	47399	0	302	0
Seychelles	38659	264	150	0
Burundi	37902	19	15	0
Togo	36660	26	271	1
Guinea	36329	15	436	2
United Republic of Tanzania	33436	0	792	0
Lesotho	32372	0	696	0
Mali	30266	14	716	1
Benin	26552	0	163	0

Congo	23874	14	375	0
Burkina Faso	20716	11	375	0
South Sudan	16897	1	137	0
Equatorial Guinea	15853	0	182	0
Central African Republic	14187	33	113	2
Gambia	11911	0	365	0
Eritrea	9668	4	103	0
Niger	8711	2	303	0
Comoros	8005	27	160	0
Guinea-Bissau	7849	0	164	3
Sierra Leone	7648	0	125	0
Liberia	7359	1	290	0
Chad	7216	0	190	0
Sao Tome and Principe	5920	0	71	0
Territories				
Réunion	256787	0	565	0
Mayotte	36572	0	187	0
Saint Helena	0	0	0	0
	8229460	3288	167047	44
Subtotal all regions - without China	406927824	1652066	5755937	8654
Other	764	0	13	0

Grand total - without China	406928588	1652066	5755950	8654
Grand total with China	410565868	1655116	5810880	8654

Transmission
classification

Community
transmission
Community
transmission

Clusters of cases

Clusters of cases


Clusters of cases

Clusters of cases

Clusters of cases
Sporadic cases
Sporadic cases

Clusters of cases
Sporadic cases
Community
transmission
Sporadic cases
Sporadic cases
Sporadic cases
No cases
No cases
No cases
No cases
No cases
No cases
No cases
No cases
No cases
No cases

No cases



Sporadic cases

Clusters of cases

Sporadic cases


Pending

Sporadic cases

No cases

No Cases

No Cases



Clusters of cases

Community

transmission

Community

transmission

Community

transmission

Clusters of cases

Community

transmission

Community

transmission

Community

transmission

Community

transmission

Community

transmission

Community

transmission

Community

transmission

Community

transmission

Community

transmission

Clusters of cases
Community
transmission
Community
transmission
Community
transmission
Community
transmission
Community
transmission

Clusters of cases
Community
transmission
Community
transmission

Clusters of cases
Community
transmission

Clusters of cases
Community
transmission

Clusters of cases
Community
transmission
Community
transmission
Community
transmission

Clusters of cases
Community
transmission
Community
transmission
Community
transmission
Sporadic cases

Clusters of cases
Community
transmission

Clusters of cases

Clusters of cases

Clusters of cases

Clusters of cases

Clusters of cases

Clusters of cases

Clusters of cases
Community
transmission

Clusters of cases
Pending
Community
transmission
Community
transmission
Community
transmission
Sporadic cases
Sporadic cases
Sporadic cases
No cases


Community
transmission
Community
transmission

Clusters of cases
No cases
Sporadic cases

Community
transmission
Community
transmission
Community
transmission
Community
transmission
Community
transmission

Clusters of cases
Community
transmission
Community
transmission
Community
transmission
Community
transmission

Clusters of cases
Community
transmission
Community
transmission

Clusters of cases
Community
transmission

Community
transmission





Community
transmission
Community
transmission
Community
transmission

Community
transmission
Community
transmission

Clusters of cases
Community
transmission
Community
transmission
Community
transmission
Community
transmission
Community
transmission

Clusters of cases
Community
transmission

Clusters of cases

Community
transmission
Community
transmission
Community
transmission
Community
transmission
Community
transmission
Community
transmission
Community
transmission
Community
transmission
Community
transmission
Sporadic cases
Community
transmission

