

Reporting Country/ Territory/Area	Total confirmed cases	Total confirmed new cases	Total deaths	Total new deaths
--------------------------------------	-----------------------------	---------------------------------	--------------	---------------------

Western Pacific Region

Japan	3666285	100097	19917	175
Philippines	3627575	4575	54783	93
Malaysia	2975422	19090	32075	10
Australia	2462729	29451	4431	65
Viet Nam	2430683	26032	38688	74
Republic of Korea	1239287	53926	7012	49
Mongolia	875440	10876	2065	3
Singapore	439640	10686	882	1
China	145013	1170	5703	1
Lao People's Democratic Rep	138007	450	584	1
Cambodia	122468	262	3015	0
Fiji	63398	0	816	0
Papua New Guinea	38222	0	610	0
Brunei Darussalam	19473	628	59	0
New Zealand	18936	478	53	0
Solomon Islands	4203	229	50	10
Palau	3045	89	0	0
Kiribati	2235	62	2	1
Tonga	73	7	0	0
Samoa	33	0	0	0
Vanuatu	7	0	0	0
Marshall Islands	4	0	0	0
Kiribati	0	0	0	0
Micronesia (Federated States)	0	0	0	0
Nauru	0	0	0	0
Niue	0	0	0	0
Tuvalu	0	0	0	0

Territories				
French Polynesia	53853	2130	637	1
New Caledonia	34132	1101	284	0
Guam	32735	568	305	2
Northern Mariana Islands (C	7010	226	23	0
Wallis and Futuna	453	0	7	0
American Samoa	57	0	0	0
Pitcairn Islands	0	0	0	0
Tokelau	0	0	0	0

Sub-Total	18400418	262133	172001	486
Sub-Total - without China	14772843	257558	117218	393

European Region				
France	20772543	153009	131355	370
The United Kingdom	18162203	66638	159158	206
Russian Federation	13731794	203949	338813	722
Turkey	12652385	98602	89741	264
Germany	12009712	240172	119679	226
Italy	11923631	76195	150221	325
Spain	10555196	23305	95606	25
Netherlands	5523354	86862	21358	15
Poland	5348182	35768	107757	291
Ukraine	4462970	41229	102403	236
Belgium	3405839	15	29563	13
Czechia	3363053	22663	37712	25
Israel	3361859	27723	9429	25
Portugal	3025421	27651	20401	47

Romania	2508860	26466	61231	139
Switzerland	2505095	88	12447	0
Sweden	2389605	15490	16395	1
Austria	2200664	36525	13791	18
Denmark	2196556	53747	3977	29
Greece	2129153	19154	24507	97
Serbia	1817207	11121	14234	63
Hungary	1695991	11559	42360	91
Georgia	1418027	19968	15459	55
Kazakhstan	1373047	2581	18736	20
Ireland	1236188	5649	6291	0
Slovakia	1207053	20051	18064	24
Bulgaria	1025129	6278	34228	76
Croatia	1004804	6341	14329	48
Norway	982643	20974	1513	1
Slovenia	828508	12126	6522	1
Belarus	805651	8463	6204	14
Lithuania	797492	9940	8062	16
Azerbaijan	725777	7632	8972	24
Finland	569973	2829	2170	0
Latvia	488329	11599	4987	9
Republic of Moldova	480289	2870	10893	27

Estonia	410210	5109	2100	5
Armenia	402403	2676	8145	31
Bosnia and Herzegovina	361189	1313	14938	41
North Macedonia	283547	1409	8686	18
Cyprus	283458	2815	776	1
Albania	267020	604	3402	3
Uzbekistan	232496	625	1597	2
Montenegro	225248	444	2622	9
Kyrgyzstan	199890	69	2920	3
Luxembourg	172502	1050	968	2
Iceland	85980	2038	54	2
Malta	69648	118	576	4
Andorra	37074	85	148	0
Tajikistan	17765	6	125	0
San Marino	13861	9	110	0
Liechtenstein	10411	0	70	0
Monaco	8956	34	49	0
Holy See	26	0	0	0
Turkmenistan	0	0	0	0
Territories				
Kosovo[1]	220883	717	3052	4
Jersey	33718	304	106	0
Faroe Islands	27000	712	22	0
Isle of Man	21989	38	77	4
Gibraltar	14168	129	101	0

Guernsey	12300	94	31	0
Greenland	11409	76	7	0
Sub-Total	162107334	1435706	1809250	3672

South-East Asia Region

India	42536137	58077	507177	657
Indonesia	4708043	40489	144958	100
Thailand	2561115	15242	22387	23
Bangladesh	1899803	5268	28771	27
Nepal	972141	666	11878	14
Sri Lanka	624545	0	15723	0
Myanmar	541904	0	19310	0
Maldives	155917	0	287	0
Timor-Leste	21401	243	123	1
Bhutan	6964	185	5	0
Democratic People's Republic of Korea	0	0	0	0
Sub-Total	54027970	120170	750619	822

Eastern Mediterranean Region

Iran (Islamic Republic of)	6730508	33581	133294	130
Iraq	2267745	4220	24626	26
Pakistan	1474075	3914	29648	47
Jordan	1417890	21460	13431	22
Morocco	1151081	0	15698	0
Lebanon	993095	0	9769	0

Tunisia	954726	0	26889	0
United Arab Emirates	864102	1588	2278	5
Saudi Arabia	722002	2866	8965	3
Kuwait	593889	3324	2517	3
Libya	463321	3773	6107	11
Egypt	446308	0	23110	0
Bahrain	441825	0	1418	0
Oman	360999	1743	4195	5
Qatar	348924	783	655	2
Afghanistan	169448	898	7477	12
Sudan	59525	70	3764	0
Syrian Arab Republic	52243	0	3017	0
Somalia	26203	0	1340	0
Djibouti	15527	0	189	0
Yemen	11604	0	2093	0
occupied Palestinian territor	600128	0	5215	0
Sub-total	20165168	78220	325695	266
Region of the Americas				
United States of America	76649746	201679	905957	3768
Brazil	26955434	178814	635074	1264
Argentina	8700437	52362	123707	480

Colombia	5994301	8785	136404	207
Mexico	5192008	24898	310627	743
Peru	3397637	13091	207536	224
Canada	3160017	11139	35118	149
Chile	2504168	38070	40273	162
Cuba	1057797	1870	8454	4
Bolivia (Plurinational State of	878922	1783	21219	20
Ecuador	781470	3871	34854	50
Uruguay	749554	8100	6696	20
Costa Rica	745949	6105	7730	18
Panama	735235	3028	7898	12
Guatemala	720802	4720	16542	15
Paraguay	615911	3018	17751	47
Dominican Republic	567085	1223	4339	3
Venezuela (Bolivarian Repub	500545	1008	5511	7
Honduras	403141	812	10587	28
El Salvador	135109	0	3975	8
Jamaica	126589	152	2708	2
Trinidad and Tobago	117525	756	3495	9
Suriname	76498	259	1291	3
Guyana	61901	167	1188	3

Belize	54758	242	631	0
Barbados	49958	586	289	1
Bahamas	32871	69	756	3
Haiti	29549	0	804	0
Saint Lucia	21831	63	342	0
Nicaragua	13792	0	222	0
Grenada	13102	61	212	0
Dominica	10000	0	51	0
Saint Vincent and the Grenac	8144	0	99	0
Antigua and Barbuda	7321	468	134	3
Saint Kitts and Nevis	5492	4	39	1
Territories				
Puerto Rico	466878	1069	3994	10
Guadeloupe	112668	0	873	0
Martinique	102746	0	856	0
French Guiana	76893	0	383	0
Curaçao	38073	107	248	1
Aruba	33406	29	196	0
Cayman Islands	15934	0	16	0
United States Virgin Islands	15128	0	104	0
Bermuda	11108	50	120	1
Saint Martin	9606	0	43	0

Sint Maarten	9449	10	83	1
Bonaire	6720	37	28	0
British Virgin Islands	5928	0	61	3
Turks and Caicos Islands	5806	0	35	0
Saint Barthélemy	3542	0	4	0
Anguilla	2458	22	9	0
Saint Pierre and Miquelon	921	0	1	0
Sint Eustatius	421	6	3	0
Saba	200	0	0	0
Montserrat	163	0	2	0
Falkland Islands (Malvinas)	98	7	0	0

Sub-total	141992745	568540	2559572	7270
------------------	------------------	---------------	----------------	-------------

African Region

South Africa	3634811	3169	96705	203
Ethiopia	467153	152	7407	10
Kenya	322334	60	5626	4
Zambia	308556	506	3935	1
Algeria	260191	518	6690	12
Botswana	259655	2488	2597	4
Nigeria	253875	0	3139	0
Zimbabwe	231040	160	5373	6
Mozambique	224559	65	2188	2
Uganda	162639	80	3575	3
Ghana	157751	0	1419	0
Namibia	156563	81	3988	6

Rwanda	129234	24	1449	0
Cameroon	118675	999	1915	8
Angola	98474	21	1897	1
Democratic Republic of the C	85776	33	1316	0
Senegal	85308	26	1956	0
Malawi	84936	21	2586	6
Côte d'Ivoire	81040	35	789	2
Mauritius	70862	0	786	0
Eswatini	68727	25	1381	0
Madagascar	61434	0	1307	0
Mauritania	58542	15	971	0
Cabo Verde	55820	9	398	0
Gabon	47399	0	302	0
Seychelles	38395	102	150	0
Burundi	37856	40	15	0
Togo	36630	18	270	0
Guinea	36314	17	434	2
United Republic of Tanzania	33436	0	792	0
Lesotho	32372	22	696	1
Mali	30228	0	715	0
Benin	26552	54	163	0

Congo	23860	0	375	0
Burkina Faso	20696	0	375	0
South Sudan	16880	7	137	0
Equatorial Guinea	15853	8	182	0
Central African Republic	14154	44	111	1
Gambia	11911	0	365	0
Eritrea	9660	8	102	0
Niger	8703	3	303	0
Comoros	7978	0	160	0
Guinea-Bissau	7820	7	158	0
Sierra Leone	7628	0	125	0
Liberia	7358	0	290	0
Chad	7216	0	190	0
Sao Tome and Principe	5916	3	71	0
Territories				
Réunion	256787	0	565	0
Mayotte	36572	16	187	0
Saint Helena	0	0	0	0
	8216129	8836	166626	272
Subtotal all regions - without China	401282189	2469030	5728980	12695
Other	764	0	13	0

Grand total - without China	401282953	2469030	5728993	12695
Grand total with China	404910528	2473605	5783776	12788

Transmission
classification

Community
transmission
Community
transmission

Clusters of cases

Clusters of cases


Clusters of cases

Clusters of cases

Clusters of cases
Sporadic cases
Sporadic cases

Clusters of cases
Sporadic cases
Community
transmission
Sporadic cases
Sporadic cases
Sporadic cases
No cases
No cases
No cases
No cases
No cases
No cases
No cases
No cases
No cases
No cases

No cases



Sporadic cases

Clusters of cases

Sporadic cases


Pending

Sporadic cases

No cases

No Cases

No Cases



Clusters of cases

Community

transmission

Community

transmission

Community

transmission

Clusters of cases

Community

transmission

Community

transmission

Community

transmission

Community

transmission

Community

transmission

Community

transmission

Community

transmission

Community

transmission

Community

transmission

Clusters of cases
Community
transmission
Community
transmission
Community
transmission
Community
transmission
Community
transmission

Clusters of cases
Community
transmission
Community
transmission

Clusters of cases
Community
transmission

Clusters of cases
Community
transmission

Clusters of cases
Community
transmission
Community
transmission
Community
transmission

Clusters of cases
Community
transmission
Community
transmission
Community
transmission
Sporadic cases

Clusters of cases
Community
transmission

Clusters of cases

Clusters of cases

Clusters of cases

Clusters of cases

Clusters of cases

Clusters of cases

Clusters of cases
Community
transmission

Clusters of cases
Pending
Community
transmission
Community
transmission
Community
transmission
Sporadic cases
Sporadic cases
Sporadic cases
No cases


Community
transmission
Community
transmission

Clusters of cases
No cases
Sporadic cases

Community
transmission
Community
transmission
Community
transmission
Community
transmission
Community
transmission

Clusters of cases
Community
transmission
Community
transmission
Community
transmission
Community
transmission

Clusters of cases
Community
transmission
Community
transmission

Clusters of cases
Community
transmission

Community
transmission





Community
transmission
Community
transmission
Community
transmission

Community
transmission
Community
transmission

Clusters of cases
Community
transmission
Community
transmission
Community
transmission
Community
transmission
Community
transmission

Clusters of cases
Community
transmission

Clusters of cases

Community
transmission
Community
transmission
Community
transmission
Community
transmission
Community
transmission
Community
transmission
Community
transmission
Community
transmission
Community
transmission
Sporadic cases
Community
transmission

