

Reporting Country/ Territory/Area	Total confirmed cases	Total confirmed new cases	Total deaths	Total new deaths
<b>Western Pacific Region</b>				
Philippines	2835996	562	49936	175
Malaysia	2678465	5446	30787	41
Japan	1728410	173	18371	2
Viet Nam	1367433	15311	27186	256
Republic of Korea	503606	7022	4130	53
Mongolia	384503	0	1953	0
Singapore	271979	682	779	5
Australia	223912	1669	2082	10
China	128776	86	5697	0
Cambodia	120312	12	2974	3
Lao People's Democratic Rep	84503	1212	224	5
Fiji	52567	0	697	0
Papua New Guinea	35835	0	573	0
Brunei Darussalam	15283	39	57	0
New Zealand	12347	96	46	2
Solomon Islands	20	0	0	0
American Samoa	10	0	0	0
Palau	8	0	0	0
Vanuatu	5	0	0	0
Marshall Islands	4	0	0	0
Cook Islands	1	0	0	0
Samoa	1	0	0	0
Tonga	1	0	0	0
Niue	0	0	0	0
Palau	0	0	0	0
Tuvalu	0	0	0	0
<b>Territories</b>				

French Polynesia	46334	0	636	0
Guam	15186	0	267	0
New Caledonia	12479	22	280	1
Northern Mariana Islands (C	1514	332	5	0
Wallis and Futuna	454	0	7	0
American Samoa	0	0	0	0
Pitcairn Islands	0	0	0	0
Tokelau	0	0	0	0

Sub-Total	10519944	32664	146687	553
Sub-Total - without China	7841479	27218	115900	512

### European Region

The United Kingdom	10660985	50023	146135	148
Russian Federation	9956679	30873	287180	1176
Turkey	8984407	19696	78602	195
France	7867391	56679	117661	135
Germany	6423520	61288	104996	484
Spain	5273178	6808	88321	12
Italy	5164780	12516	134551	79
Poland	3785036	24988	87928	571
Ukraine	3543684	11327	90343	442
Netherlands	2828655	19838	19919	78
Czechia	2312736	14229	34242	54
Belgium	1914527	1	27463	4
Romania	1790571	1032	57434	74
Israel	1349134	765	8210	0

Serbia	1270407	1620	12075	39
Sweden	1226055	3253	15185	0
Austria	1215431	4188	12629	2
Hungary	1182922	6884	36429	166
Portugal	1181294	3588	18610	23
Switzerland	1096492	16	11291	1
Kazakhstan	1061645	722	18005	20
Greece	989814	5513	18982	81
Georgia	882822	3454	12631	49
Slovakia	764112	6620	15236	57
Bulgaria	711364	1827	29382	103
Belarus	669631	1738	5227	17
Croatia	644206	4428	11445	62
Ireland	610855	4003	5788	0
Azerbaijan	601028	1315	8038	19
Denmark	536195	6985	2983	11
Lithuania	487953	1729	6933	13
Slovenia	436366	1687	5725	0
Republic of Moldova	368497	549	9315	22
Armenia	342115	347	7767	20
Norway	299995	745	1135	1
Bosnia and Herzegovina	280469	649	12882	28

Latvia	260008	793	4349	24
Estonia	227446	588	1845	7
North Macedonia	218362	168	7695	7
Albania	202863	222	3128	2
Finland	201051	655	1421	0
Uzbekistan	195246	148	1430	2
Kyrgyzstan	183863	53	2766	2
Montenegro	159213	175	2336	2
Cyprus	139368	635	607	2
Luxembourg	93060	486	889	0
Malta	40266	81	469	1
Andorra	19272	457	133	0
Iceland	19159	107	35	0
Tajikistan	17493	0	125	0
San Marino	6464	107	94	0
Liechtenstein	5297	0	62	0
Monaco	4006	27	36	0
Holy See	26	0	0	0
Turkmenistan	0	0	0	0
Territories				
Kosovo[1]	161133	19	2976	1
Jersey	15224	150	84	0
Isle of Man	12350	117	67	0
Gibraltar	7484	48	100	0
Guernsey	4935	109	23	0

Faroe Islands	4212	78	13	0
Greenland	1774	28	0	0
<b>Sub-Total</b>	<b>90914526</b>	<b>377174</b>	<b>1591361</b>	<b>4236</b>

#### South-East Asia Region

India	34674744	8503	474735	624
Indonesia	4258752	192	143923	5
Thailand	2160780	4193	21112	28
Bangladesh	1578819	269	28017	1
Nepal	823786	232	11552	3
Sri Lanka	570672	0	14555	0
Myanmar	525750	0	19162	0
Maldives	92754	0	255	0
Timor-Leste	19829	0	122	0
Bhutan	2649	1	3	0
Democratic People's Republic of Korea	0	0	0	0
<b>Sub-Total</b>	<b>44708535</b>	<b>13390</b>	<b>713436</b>	<b>661</b>

#### Eastern Mediterranean Region

Iran (Islamic Republic of)	6147872	3228	130524	78
Iraq	2086702	510	23943	12
Pakistan	1288053	350	28803	10
Jordan	993339	0	11850	0
Morocco	950946	0	14792	0
United Arab Emirates	742567	60	2149	0

Tunisia	718866	0	25413	0
Lebanon	683326	0	8804	0
Saudi Arabia	550088	45	8850	1
Kuwait	413588	0	2466	0
Libya	376873	495	5529	11
Egypt	365831	0	20877	0
Oman	304679	25	4113	0
Bahrain	277935	0	1394	0
Qatar	244867	159	611	0
Afghanistan	157858	316	7321	2
Syrian Arab Republic	48901	0	2793	0
Sudan	44529	123	3208	2
Somalia	23051	0	1331	0
Djibouti	13509	0	188	0
Yemen	10047	0	1957	1
occupied Palestinian territor	463573	296	4830	4
<b>Sub-total</b>	<b>16907000</b>	<b>5607</b>	<b>311746</b>	<b>121</b>
<b>Region of the Americas</b>				
United States of America	49241986	125770	787135	1520
Brazil	22167781	10055	616251	233
Argentina	5348123	1881	116708	5

Colombia	5086381	1915	128929	55
Mexico	3908534	3215	295894	292
Peru	2248447	1814	201490	40
Canada	1818742	3527	29852	25
Chile	1778370	1771	38600	59
Cuba	963428	81	8311	0
Guatemala	620853	418	16008	9
Costa Rica	567824	118	7324	0
Bolivia (Plurinational State of	547892	1737	19276	12
Ecuador	530126	670	33488	0
Panama	479901	338	7381	2
Paraguay	463552	73	16488	4
Venezuela (Bolivarian Repub	436178	353	5216	8
Dominican Republic	409490	488	4214	2
Uruguay	401640	300	6138	1
Honduras	378423	26	10416	0
El Salvador	119803	0	3791	1
Jamaica	91601	23	2416	1
Trinidad and Tobago	77482	881	2320	17
Suriname	51124	41	1175	0
Guyana	38333	72	1009	0

Belize	30930	42	585	3
Barbados	26433	127	244	4
Haiti	25705	0	754	0
Bahamas	22859	0	705	0
Nicaragua	13449	0	214	0
Saint Lucia	13067	7	283	0
Dominica	6176	0	42	0
Grenada	5910	0	200	0
Saint Vincent and the Grenac	5645	0	76	0
Antigua and Barbuda	4151	0	117	0
Saint Kitts and Nevis	2791	0	28	0
Territories				
Puerto Rico	189226	165	3274	0
Guadeloupe	55080	0	823	0
French Guiana	46304	0	331	0
Martinique	46251	127	735	1
Curaçao	17517	15	180	0
Aruba	16505	21	176	1
Cayman Islands	7794	70	9	0
United States Virgin Islands	7588	6	87	0
Bermuda	5762	2	106	0
Sint Maarten	4617	4	75	0



Saint Martin	4040	0	38	0
Turks and Caicos Islands	3114	4	25	0
Bonaire	3040	9	22	0
British Virgin Islands	2816	0	38	0
Saint Barthélemy	1674	0	4	0
Anguilla	1469	0	4	0
Saint Pierre and Miquelon	94	3	0	0
Falkland Islands (Malvinas)	83	4	0	0
Montserrat	44	0	1	0
Sint Eustatius	31	0	0	0
Saba	12	0	0	0

<b>Sub-total</b>	<b>98346191</b>	<b>156173</b>	<b>2369006</b>	<b>2295</b>
------------------	-----------------	---------------	----------------	-------------

#### African Region

South Africa	3093452	22388	90060	22
Ethiopia	372711	123	6819	3
Kenya	255796	144	5339	2
Nigeria	215313	149	2981	1
Algeria	212224	177	6126	4
Zambia	210562	126	3668	0
Botswana	196090	538	2421	1
Zimbabwe	155817	5189	4723	3
Mozambique	152586	260	1941	0
Ghana	131246	0	1228	0
Namibia	130676	738	3575	1
Uganda	127944	81	3265	2

Cameroon	107549	0	1823	0
Rwanda	100517	53	1344	0
Senegal	74054	11	1886	0
Angola	65346	14	1736	1
Mauritius	62652	152	680	28
Malawi	62088	35	2307	0
Côte d'Ivoire	61863	6	706	0
Democratic Republic of the C	59851	643	1118	3
Eswatini	50337	1084	1248	0
Madagascar	44800	0	972	0
Mauritania	39704	35	846	2
Cabo Verde	38482	12	351	0
Gabon	37551	0	281	0
Guinea	30798	0	388	0
Togo	26357	7	243	0
United Republic of Tanzania	26309	0	734	0
Benin	24897	0	161	0
Seychelles	23805	55	122	0
Lesotho	21838	0	663	0
Burundi	20666	56	14	0
Congo	19066	0	359	0

Mali	18330	76	622	1
Burkina Faso	16334	0	290	0
Equatorial Guinea	13599	0	175	0
South Sudan	12857	25	133	0
Central African Republic	11912	170	101	0
Gambia	9998	0	342	0
Eritrea	7583	50	62	0
Niger	7131	12	265	0
Guinea-Bissau	6445	0	149	0
Sierra Leone	6421	1	121	0
Liberia	5835	6	287	0
Chad	5703	0	181	0
Comoros	4550	0	150	0
Sao Tome and Principe	3733	0	57	0
Territories				
Réunion	63863	0	391	0
Mayotte	21088	45	185	0
Saint Helena	0	0	0	0
	6468329	32461	153639	74
Subtotal all regions - without China	265186060	612023	5255088	7899
Other	764	0	13	0

Grand total - without China	265186824	612023	5255101	7899
Grand total with China	267865289	617469	5285888	7940



Sporadic cases

Clusters of cases

Sporadic cases

Pending

Sporadic cases

No cases

No Cases

No Cases



Clusters of cases

Community

transmission

Community

transmission

Community

transmission

Clusters of cases

Community

transmission

Community

transmission

Community

transmission

Community

transmission

Community

transmission

Community

transmission

Community

transmission

Community

transmission

Community

transmission

Clusters of cases  
Community  
transmission  
Community  
transmission  
Community  
transmission  
Community  
transmission  
Community  
transmission

Clusters of cases  
Community  
transmission  
Community  
transmission

Clusters of cases  
Community  
transmission

Clusters of cases  
Community  
transmission

Clusters of cases  
Community  
transmission  
Community  
transmission  
Community  
transmission

Clusters of cases  
Community  
transmission  
Community  
transmission  
Community  
transmission  
Sporadic cases

Clusters of cases  
Community  
transmission

Clusters of cases

Clusters of cases

Clusters of cases

Clusters of cases

Clusters of cases

Clusters of cases

Clusters of cases  
Community  
transmission

Clusters of cases  
Pending  
Community  
transmission  
Community  
transmission  
Community  
transmission  
Sporadic cases  
Sporadic cases  
Sporadic cases  
No cases

Community  
transmission  
Community  
transmission

Clusters of cases  
No cases  
Sporadic cases






Community  
transmission  
Community  
transmission  
Community  
transmission  
Community  
transmission  
Community  
transmission

Clusters of cases  
Community  
transmission  
Community  
transmission  
Community  
transmission  
Community  
transmission

Clusters of cases  
Community  
transmission  
Community  
transmission

Clusters of cases  
Community  
transmission  
  
Community  
transmission




  
Community  
transmission  
Community  
transmission  
Community  
transmission



Community  
transmission  
Community  
transmission

Clusters of cases  
Community  
transmission  
Community  
transmission  
Community  
transmission  
Community  
transmission  
Community  
transmission

Clusters of cases  
Community  
transmission

Clusters of cases  
  
Community  
transmission  
Community  
transmission  
Community  
transmission  
Community  
transmission  
Community  
transmission  
Community  
transmission  
Community  
transmission  
Community  
transmission  
Community  
transmission  
Sporadic cases  
Community  
transmission





Community  
transmission

Community  
transmission

Community  
transmission

Community  
transmission

Community  
transmission

Community  
transmission

Community  
transmission

Community  
transmission

Community  
transmission


Community  
transmission

Community  
transmission

Community  
transmission

Community  
transmission

Community  
transmission

Pending  


Community  
transmission

Community  
transmission

Cluster of cases  






Not applicable

